



2004 Sun Devil Baseball

ASU Media Relations
(P) 480-965-6594
(F) 480-965-5408
Baseball Contact: Jeff Evans
E-Mail: Jeff.Evans@asu.edu
Website: www.TheSunDevils.com

2004 Record: 21-7, 2-4 Pac-10
2004 Home Record: 17-5
2004 Road/Neutral Record: 4-2
2004 vs. Ranked Opponents: 10-1
ASU All-Time Record: 2,338-1,143-6
Head Coach: Pat Murphy (381-185-1)

2004 Schedule and Results

(21-7, 2-4 Pac-10)

| DATE | OPPONENT | RESULT/TIME |
|------|----------------------|-------------|
| 2/6 | Florida State (#18) | W, 2-1 |
| 2/7 | Florida State (#18) | W, 10-9 |
| 2/8 | Florida State (#18) | W, 12-6 |
| 2/13 | CS Northridge^ | W, 13-3 |
| 2/14 | Utah^ | W, 11-0 |
| 2/15 | Oklahoma^ | L, 0-6 |
| 2/16 | Gonzaga | W, 10-7 |
| 2/20 | Lamar# | L, 4-5 |
| 2/21 | Memphis# | W, 7-0 |
| 2/22 | Rice# (#1) | W, 3-1 |
| 2/24 | Arizona (#16) | W, 4-0 |
| 2/27 | UConn | W, 18-2 |
| 2/28 | UConn | W, 16-5 |
| 2/29 | UConn | W, 18-11 |
| 3/5 | East Carolina (#18) | W, 7-6 |
| 3/6 | East Carolina (#18) | W, 6-5 |
| 3/7 | East Carolina (#18) | W, 7-5 |
| 3/12 | Tulane (#11) | L, 3-5 |
| 3/13 | Tulane (#11) | W, 11-3 |
| 3/14 | Tulane (#11) | W, 5-1 |
| 3/16 | Oklahoma State (#33) | W, 3-2 |
| 3/17 | Oklahoma State (#33) | W, 16-6 |
| 3/19 | California* | L, 7-9 |
| 3/20 | California* | L, 8-20 |
| 3/21 | California | W, 8-4 |
| 3/26 | Washington* | L, 1-11 |
| 3/27 | Washington* | W, 9-4 |
| 3/28 | Washington* | L, 6-8 |
| 4/2 | USC* | 7 p.m. |
| 4/3 | USC* | 1 p.m. |
| 4/4 | USC* | 1 p.m. |
| 4/8 | Oral Roberts (#28) | 7 p.m. |
| 4/9 | Oral Roberts (#28) | 7 p.m. |
| 4/10 | Oral Roberts (#28) | 1 p.m. |
| 4/12 | Arizona | 7 p.m. |
| 4/16 | at UCLA* | 6 p.m. |
| 4/17 | at UCLA* | 1 p.m. |
| 4/18 | at UCLA* | 1 p.m. |
| 4/23 | at Washington State* | 3 p.m. |
| 4/24 | at Washington State* | 1 p.m. |
| 4/25 | at Washington State* | 12 p.m. |
| 4/27 | at Wichita State | 7 p.m. |
| 4/28 | at Wichita State | 7 p.m. |
| 5/3 | New Mexico State | 7 p.m. |
| 5/4 | New Mexico State | 7 p.m. |
| 5/14 | Oregon State* | 7 p.m. |
| 5/15 | Oregon State* | 7 p.m. |
| 5/16 | Oregon State* | 1 p.m. |
| 5/18 | at New Mexico | 7 p.m. |
| 5/19 | at New Mexico State | 6 p.m. |
| 5/21 | at Arizona* | 7 p.m. |
| 5/22 | at Arizona* | 7 p.m. |
| 5/23 | at Arizona* | 1 p.m. |
| 5/28 | at Stanford* | 6 p.m. |
| 5/29 | at Stanford* | 1 p.m. |
| 5/30 | at Stanford* | 1 p.m. |

* Pac-10 Game,

^ Coca-Cola Classic (Surprise, Ariz.)

Coca-Cola Rice Baseball Classic (Houston, Texas)

| | |
|---------------------|------------------|
| Sports Weekly/ESPN | Baseball America |
| #10 | #14 |
| Collegiate Baseball | NCBWA |
| #17 | #9 |

No. 10 Arizona State Sun Devil Baseball Looks To Get Back To Winning Ways In Three-Game Series Against Pac-10 Rival USC Trojans.

Game 29-31



Arizona State Sun Devils (21-7, 2-4 Pac-10)

#10 Sports Weekly/ESPN; #14 Baseball America; #17 Collegiate Baseball; #9 NCBWA

vs. USC Trojans (13-14, 0-0 Pac-10)

Home 23-25



Tempe, Ariz. • Bobby Winkles Field at Packard Stadium • April 2-4, 2004

PROBABLE PITCHERS

Apr. 2 vs. USC, 7 p.m. MST

USC - Ian Kennedy, RHP (4-0, 1.88 ERA)
ASU - Jason Urquidez, RHP (6-2, 2.83 ERA)

Apr. 3 vs. USC, 1 p.m. MST

USC - TBA
ASU - Brett Bordes, LHP (2-0, 6.75 ERA)

Apr. 4 vs. USC, 1 p.m. MST

USC - TBA
ASU - TBA

MEDIA EXPOSURE

All three games of the USC series will be broadcast on the radio or internet with Tim Healey and Bob Eger calling all the action from Packard Stadium. Friday and Sunday will be on KDUS 1060 AM, while Saturday will be on 1440 AM. Friday's series opener will also be televised locally on AZ-TV with George Allen and Doug Gerlach calling the action. Every game during the 2004 season will also have the statistical GameTracker on www.TheSunDevils.com

DID YOU KNOW?

Arizona State and USC have combined for 17 national championships in baseball... as one of college baseball's greatest rivalries, USC leads the all-time series by a small margin of 85-84... USC and ASU played in the national championship game in 1998 with the Trojans winning 21-14... ASU junior shortstop Dustin Pedroia leads the Pac-10 hitting .443 (51-for-115) with 16 doubles and five home runs... sophomore right fielder Travis Buck is tied for the league lead with seven home runs and is first with 36 RBI... ASU has advanced to the CWS in two of the last three seasons in which they started 2-4 in the Pac-10 (1988, 1993, 1997).

ASU vs. USC TROJANS

All-Time Record vs. USC: 84-85

Last Year (in LA): ASU, 2-1 (11-4, 5-6, 7-5)

Last Time in Tempe: 1999 (USC takes 2 of 3)

NATIONAL RANKINGS

Arizona State (21-7) enters the Pac-10 series against USC ranked No. 10 by *Sports Weekly* and No. 14 by *Baseball America*. The Devils are also ranked No. 17 by *Collegiate Baseball* and No. 9 by the NCBWA. The **Sun Devils** have now been ranked in the national polls for 87 consecutive weeks, including 29 straight in the top 10 (at least one poll). USC (12-14) is not currently ranked, but appeared as high as No. 16 in the preseason rankings (CB).

What's On Tap:

The Sun Devil Baseball team (21-7, 2-4 Pac-10) continues their 25-game homestand this weekend with a three-game conference series against the University of Southern California Trojans. The Devils are 13-5 during the current homestand. USC (13-14, 0-0 Pac-10) has won five of their last seven games after defeating Cal State Fullerton 6-4 on Wednesday. Following the USC series, ASU will host Oral Roberts (Apr. 8-10) and Arizona (Apr. 12) before heading back on the road at UCLA (Apr. 16-18). The Devils will play 16 of their final 21 games on the road this season, including four of the last five Pac-10 series.

Recapping Last Week:

The Sun Devils went 1-2 last weekend dropping a Pac-10 Conference series to the University of Washington. The Huskies won the opener 11-1 and ASU answered with a 9-4 victory on Saturday to set up the rubber match. ASU lead 5-2 after six innings, but UW answered with a Zach Clem (Pac-10 Player of the Week) grand slam in the seventh to take a 6-5 lead. After Nick Cadena homered in the seventh to tie the game, Clem gave UW the lead for good with a two-run single in the ninth for the 8-6 victory. Junior catcher Tuffy Gosewisch led ASU at the plate in the series going 4-for-9 (.444) with three runs and one RBI.

Quick Hits:

- Junior shortstop Dustin Pedroia has hits in 25 of ASU's 28 games and is hitting .443 with 16 2B, 5 HR and 27 RBI.
- Freshman relief pitcher Pat Bresnehan is 3-1 with five saves and leads the team with a 2.73 ERA in 13 games.
- Travis Buck is tied for the Pac-10 lead with seven home runs and leads the conference with 36 RBI.
- Pedroia is ninth in the ASU record books with 253 career hits and fourth with a career .390 batting average.
- Travis Buck became the first Pac-10 player to earn back-to-back Player of the Week honors since 1998.
- The Devils have been ranked in 87 consecutive national polls, including 29 straight weeks in the top 10.
- ASU's next victory will give head coach Pat Murphy his 700th Division I victory (17th season).
- ASU has left 10 or more runners on base in 13 of 28 games this season, including 31 in three games against UW.
- Pedroia has a current 10-game hitting streak, marking his seventh career hitting streak of 10 or more games.
- Sophomore left-hander Brett Bordes has 28 strikeouts in 21.1 IP this season for a 11.81 K/9.0 IP average.



ARIZONA STATE UNIVERSITY

Sun Devil Baseball 2004

2004 National Polls

Baseball America (3/29)

| | | |
|-----|----------------------|------|
| 1. | Stanford | 20-3 |
| 2. | Texas | 28-4 |
| 3. | Louisiana State | 21-4 |
| 4. | Rice | 20-6 |
| 5. | Miami | 22-5 |
| 6. | South Carolina | 21-4 |
| 7. | Long Beach State | 18-7 |
| 8. | Mississippi | 20-3 |
| 9. | Texas A&M | 23-6 |
| 10. | Wichita State | 12-2 |
| 11. | Tulane | 19-7 |
| 12. | Notre Dame | 17-3 |
| 13. | Auburn | 20-6 |
| 14. | Arizona State | 21-7 |
| 15. | Southern Mississippi | 20-4 |
| 16. | Florida | 24-5 |
| 17. | UC Irvine | 18-6 |
| 18. | East Carolina | 21-6 |
| 19. | Nebraska | 16-5 |
| 20. | North Carolina | 20-6 |
| 21. | Florida State | 21-7 |
| 22. | Florida Atlantic | 25-5 |
| 23. | Central Florida | 23-5 |
| 24. | Tennessee | 21-5 |
| 25. | Vanderbilt | 18-5 |

Sports Weekly/ESPN (3/29)

| | | |
|-----|----------------------|--------|
| 1. | Stanford | 20-3 |
| 2. | Texas | 28-4 |
| 3. | Louisiana State | 21-4 |
| 4. | Rice | 20-6 |
| 5. | Miami | 22-5 |
| 6. | South Carolina | 21-4 |
| 7. | Mississippi | 20-3 |
| 8. | Long Beach State | 18-7 |
| 9. | Notre Dame | 17-3 |
| 10. | Arizona State | 21-7 |
| 11. | Auburn | 20-6 |
| 12. | Wichita State | 12-2 |
| 13. | Florida | 24-5 |
| 14. | Texas A&M | 23-6 |
| 15. | Southern Mississippi | 20-4 |
| 16. | Tulane | 19-7 |
| 17. | Nebraska | 16-5 |
| 18. | North Carolina | 20-6 |
| 19. | Florida State | 21-7 |
| 20. | Florida Atlantic | 25-5 |
| 21. | UC Irvine | 18-6-1 |
| 22. | East Carolina | 21-6 |
| 23. | Tennessee | 21-5 |
| 24. | North Carolina State | 17-8 |
| 25. | Vanderbilt | 18-5 |

Collegiate Baseball (3/29)

| | | |
|-----|-----------------------|--------|
| 1. | Stanford | 20-3 |
| 2. | LSU | 21-4 |
| 3. | Texas | 28-4 |
| 4. | Mississippi | 20-3 |
| 5. | Notre Dame | 17-3 |
| 6. | Miami, Fla. | 22-5 |
| 7. | Rice | 20-6 |
| 8. | Florida | 24-5 |
| 9. | North Carolina | 20-6 |
| 10. | Florida State | 21-7 |
| 11. | South Carolina | 21-4 |
| 12. | UC Irvine | 18-6-1 |
| 13. | Long Beach State | 18-7 |
| 14. | Wichita State | 12-2 |
| 15. | Auburn | 20-6 |
| 16. | Tennessee | 21-5 |
| 17. | Arizona State | 21-7 |
| 18. | Texas A&M | 23-6 |
| 19. | Tulane | 19-7 |
| 20. | Nebraska | 16-5 |
| 21. | Southern Mississippi | 20-4 |
| 22. | NC State | 17-8 |
| 23. | Florida Atlantic | 25-5 |
| 24. | Central Florida | 23-5 |
| 25. | College of Charleston | 20-5 |

Pedroia Off To Another Torrid Start:

Junior shortstop Dustin Pedroia is a leading candidate for Pac-10 and National Player of the Year honors. He leads the Pac-10 hitting .443 (51-for-115) with 40 runs scored, 16 doubles, five home runs and 27 RBI. He has hits in 25 of ASU's 28 games, including 14 multi-hit affairs and four games with two or more doubles. He also has a current 10-game hitting streak in which he is 21-for-41 (.512). As a sophomore, Pedroia hit .404 (120-for-297) and was named the Pac-10 Co-Player of the Year. He led the NCAA with 34 doubles, setting the ASU and Pac-10 single-season record and tied for third all-time in the NCAA record books. With 16 doubles this season, Pedroia now has 63 in his career, ranking fifth in the ASU career record books. He also had 253 hits to rank 9th and his career .390 batting average (253-for-648) ranks fifth. He has played and started all 154 games of his Sun Devil career and has recorded at least one hit in 132 games (86%). He has also recorded 82 career multi-hit games and is a .400 career hitter in 54 Pac-10 games (96-for-240). Additionally, the 2003 *Collegiate Baseball* Defensive Player of the Year has made only 17 errors in 668 total chances in the field for a career .975 FLD%. He was a two-year starter for the USA Baseball National Team and was named to the all-tournament team in the 2003 Pan American Games in Santo Domingo, Dominican Republic. Here is a look at Pedroia's career highlights and statistics:

- Leads the Pac-10 in hitting (.443), hits (51), doubles (16), on-base percentage (.543), runs (40) and total bases (82).
- Currently riding a 10-game hitting streak (.512, 21-for-41), his seventh career hitting streak of 10 or more games.
- Broke a rare 0-for-10 streak by going 4-for-4 with a home run and a career-high five RBI against No. 11 Tulane (3/13).
- Second on the team and tied for seventh with five home runs. Entered the season with only five career homers.
- Has recorded 14 multi-hit games this season and 82 in his career. Has six three-hit games and three four-hit contests.
- Rated as the No. 28 overall position player by *Baseball America* for the 2004 MLB Draft.
- A career .390 (253-for-648) hitter to rank ninth in hits (253) and fourth in batting average in the ASU career record books.
- Hitting .400 (96-for-240) in his career in Pac-10 play, including .440 (11-for-25) in six games this season.
- Has recorded at least one hit in 132 of 154 career games (86%) and has started every game of his career.
- Has hit 63 career doubles, ranking fifth in the ASU career record books. With one more double he will move into fourth place.
- Set the ASU and Pac-10 single-season record with 34 doubles in 2003. Old ASU record was 30 by Chris Bando in 1978.
- Named the 2003 Pac-10 Co-Player of the Year with Stanford's Ryan Garko and was a first-team All-American.
- Played for the USA Baseball National Team in 2002 and 2003, leading Team USA to a bronze medal in the Pan Am Games.

| Year | Avg | GP-GS | AB | R | H | 2B | 3B | HR | RBI | BB | SO | SB-ATT |
|-----------------|-------------|----------------|------------|------------|------------|-----------|----------|-----------|------------|-----------|-----------|--------------|
| 2002.... | .347 | 58-58 | 236 | 51 | 82 | 13 | 2 | 1 | 45 | 24 | 19 | 5-9 |
| 2003.... | .404 | 68-68 | 297 | 83 | 120 | 34 | 3 | 4 | 52 | 36 | 13 | 3-7 |
| 2004.... | .443 | 28-28 | 115 | 40 | 51 | 16 | 0 | 5 | 27 | 23 | 6 | 3-5 |
| TOTAL... | .390 | 154-154 | 648 | 174 | 253 | 63 | 5 | 10 | 124 | 83 | 38 | 11-21 |

Pedroia Times Two:

Junior shortstop Dustin Pedroia is a doubles machine. Through ASU's first 28 games, Pedroia has 16 doubles. He has picked up right where he left off in 2003, setting an ASU and Pac-10 record while leading the NCAA with 34 doubles. In 154 career games, the Woodland, Calif., native has 63 doubles to rank fifth in the ASU record books. He has averaged .41 doubles per game over his career.

Pedroia Passes Barry Bonds:

With 253 career hits in his career, junior shortstop Dustin Pedroia recently moved into ASU's career top 10 list. He passed Barry Bonds (1983-85), who had 247 during his three years in Tempe. After recording five hits against UW, Pedroia is now ninth after passing Rick Peters (251, 1974-77). The all-time school record is 322 set by Clay Westlake from 1973-76.

2004 ARIZONA STATE BASEBALL PROJECTED STARTING LINEUP

Arizona State Sun Devils (21-7 Overall, 2-4 Pac-10)

| Batting Order | No. | Name (B/T) | Pos | Ht | Wt | Yr | Notes/Key Stats |
|---------------|-----|-----------------------|-----|------|-----|-----|---|
| 1 | 2 | Dustin Pedroia (R/R) | SS | 5-8 | 180 | Jr. | Leads Pac-10 hitting .443 with 16 2B and 5 HR. |
| 2 | 20 | Nick Walsh (L/R) | 2B | 5-7 | 176 | Sr. | Clutch senior who is hitting .278 (15x54) with 11 RBI. |
| 3 | 4 | Travis Buck (L/R) | RF | 6-3 | 210 | So. | Leads Pac-10 with 7 HR and 36 RBI. Hitting .364. |
| 4 | 11 | Jeff Larish (L/R) | LF | 6-2 | 195 | Jr. | Hitting .271 (29x107) with 11 2B, 2 HR and 25 RBI. |
| 5 | 37 | Zechry Zinicola (R/R) | DH | 6-1 | 205 | Fr. | Two-way player with hits in 9 of 12 games (.300, 12x40). |
| or | 19 | Joel Bocchi (R/R) | DH | 5-11 | 190 | Jr. | Hitting .282 (11-for-39) with 3 2B and 8 RBI. |
| or | 16 | Nick Cadena (R/R) | DH | 6-1 | 200 | So. | Power to all fields. Hitting .268 (11x41) with 2 HR. |
| 6 | 9 | Colin Curtis (L/L) | CF | 6-0 | 190 | Fr. | Freshman AA candidate hitting .319 with 4 HR. |
| 7 | 10 | Joe Persichina (L/R) | 1B | 6-0 | 180 | Fr. | Streaky hitter who is batting .319 with 4 2B, 1 HR, 10 RBI. |
| or | 32 | Chris Cook (R/R) | 1B | 6-5 | 215 | Jr. | Solid bat off the bench hitting .371 with 2 HR. |
| 8 | 39 | Tuffy Gosewisch (R/R) | C | 5-10 | 185 | Jr. | Johnny Bench Candidate hitting .347 with HR and 16 RBI. |
| 9 | 6 | Seth Dhaenens (L/R) | 3B | 6-1 | 175 | Fr. | Solid defense at hot corner. Hitting .232 (13x56). |
| or | 15 | Josh Asanovich (R/R) | 2B | 6-0 | 190 | Jr. | Hitting .269 overall with hits in 12 of 17 games played. |

Probable Pitching Rotation:

| Day | No. | Name | Pos | Ht | Wt | Yr | Notes/Key Stats |
|-----|-----|-----------------|-----|------|-----|-----|--|
| 4/2 | 34 | Jason Urquidez | RHP | 6-1 | 165 | Jr. | 6-2 with 2.83 ERA in eight starts. Beat No. 1 Rice! |
| 4/3 | 49 | Brett Bordes | LHP | 5-10 | 175 | So. | Has 28 K's 21.1 IP this year. Overall 2-0 with 6.75 ERA. |
| --- | 37 | Zechry Zinicola | RHP | 6-1 | 205 | Fr. | 2-1 with 3.91 ERA. Tweaked groin in 4.0 IP vs. UW. |
| Rel | 26 | Pat Cassa | LHP | 5-10 | 165 | Fr. | Crafty lefty who is 1-1 with 1 save and 3.54 ERA. |
| Rel | 45 | Erik Averill | LHP | 6-2 | 190 | So. | Veteran pitcher. 2-0 with 5.97 ERA in 11 games. |
| Rel | 35 | Jeff Mousser | RHP | 6-2 | 215 | Sr. | Senior transfer from BYU. 1-1 with 3.31 ERA in 7 starts. |
| Rel | 21 | Quentin Andes | RHP | 6-2 | 194 | Fr. | 3-1 with two SV and 3.63 ERA in 10 games (17.1 IP). |
| Rel | 40 | Pat Bresnehan | RHP | 6-1 | 205 | Fr. | Leads bullpen at 3-1 with five saves and 2.73 ERA. |

*Rotation/Starting Lineup Subject to Change



Sun Devil Baseball 2004

Poll Mechanics:

After going 1-2 last week against Washington, Arizona State (21-7) moved a little in the national polls. The Devils dropped one spot from No. 9 to No. 10 by *ESPN/Sports Weekly* and five spots from No. 9 to No. 14 by *Baseball America*. The Devils are also ranked No. 17 in the recent *Collegiate Baseball* poll and No. 9 by the NCBWA. ASU is in its spent the previous four weeks as a consensus top 10 team (all four polls) and is in its 29th straight week ranked in the top 10 in at least one poll. The Devils have now been ranked for 87 consecutive weeks dating back to the start of the 2000 season. ASU entered the 2004 season ranked in all four of the national preseason polls (#7 CB, #10 SW, #11 NCBWA, #18 BA). ASU finished the 2003 season with a 54-14 record and earned a consensus top 10 ranking in all four national polls.

The Best College Baseball Rivalry in the Nation:

When USC and Arizona State take the field this weekend at Packard Stadium, 17 national championships will be represented. USC has won a record 12 national championships, while ASU is tied for second with five (1965, 1967, 1969, 1977, 1981). The Devils and Trojans first met in 1961, and 43 years and 169 games later, the all-time series is nearly deadlocked at 85-84 (USC leads). The Devils and Trojans are also among the elite college programs in the nation when it comes to producing major league talent, with USC furbishing 89 eventual big leaguers and ASU 79. ASU has won five of the last seven in the series, including two of three last year at Dedeaux Field in Los Angeles. ASU and USC last met at Packard Stadium in 1999.

Travis Buck Going For Triple Crown:

Sophomore right fielder Travis Buck leads ASU in two of the three Triple Crown categories with seven home runs and 36 RBI. He is tied for the Pac-10 lead in home runs and paces the league race with his 36 RBI. Buck is hitting .364 (36-for-99) with eight doubles and a .657 slugging percentage. He is third on the team with eight multi-hit games and leads the Devils with nine multi-RBI contests. He also leads the team with four outfield assists and is 6-for-6 stealing bases. He was named Pac-10 Player of the Week and the Collegiate Baseball/Louisville Slugger National Player of the Week after going 10-for-12 (.833) with 13 RBI in the three-game series against UConn (2/27-29). The sophomore outfielder is a career .337 (114-for-338) hitter with 11 home runs and 93 runs scored.

Buck Repeats As Pac-10 Player of the Week:

After going 5-for-10 with home runs in all three games against East Carolina, Travis Buck earned his second consecutive Pac-10 Player of the Week award. With his third career Pac-10 POW award, he became the 16th conference player and first since 1998 to repeat since Cal's Xavier Nady earned the award in consecutive weeks in 1998 (Apr. 27, May 4). He is the first Sun Devil since Oddibe McDowell in 1984 to earn back-to-back conference honors.

Five Times The Fun:

Travis Buck had a string of hitting a home run in five straight games dating back to the Sunday victory over Connecticut (2/29). He is the first Sun Devil to hit homers in five straight since single-season home run record holder Mitch Jones cleared the fences in five straight games during that save 2000 season against Florida State (2/6), Duke (2/11-13) and LSU (2/18).

The Last Time ASU Was 2-4 In Pac-10 Play:

The Devils have gotten off to a sluggish 2-4 record to start the Pac-10 season, but if history as anything to say about it ASU is sure to rebound. ASU entered the Pac-10 slate having cruised through a brutal 22-game non-conference schedule going 19-3, including a 10-1 record against ranked opponents. ASU has lost a pair of home conference series, dropping two of three games each to California and Washington. ASU was also 2-4 to open the conference season in 1988, 1993 and 1997. Each season the Devils advanced to postseason play and in 1988 and 1993 the Devils advanced to the College World Series. ASU also opened the 1987 season with a 1-5 record in the Pac-10 and advanced to the CWS.

The Half Way Point:

The Sun Devils hit the half way point in the 2004 season after Sunday's 8-6 loss to Washington. Through 28 games the Devils have built an impressive 21-7 record against arguably the toughest schedule in the nation. Junior shortstop Dustin Pedroia leads the Pac-10 in several offensive categories, including batting average (.443), hits (51), doubles (16) and total bases (82). The Devils lead the Pac-10 hitting .315 and are fourth with a 4.05 ERA. ASU was 29-2 at the half way point of last season's 62-game regular season.

Bresnehan Inching Towards Freshman Saves Record:

Only 28 games into his ASU career, freshman relief pitcher Pat Bresnehan is on the fast track to demolish the ASU freshman record for saves in a season. Bresnehan already has five saves to rank third in the freshman annals. He trails only Mitch Dean (8 in 1976) and Ryan Bradley (6 in 1995). The hard-throwing right-hander is 3-1 with five saves and leads ASU with a 2.73 ERA. He has 27 strikeouts in 26.1 innings.

Two-Way Zinicola:

Freshman Zechry Zinicola is becoming a regular in the Sun Devil lineup, whether as a starting pitcher on Sunday or the designated hitter on Friday and Saturday. Zinicola has moved in the starting pitching rotation and has built a 2-1 record with a 3.91 ERA. He recorded a strong seven-inning effort against California (3/21) in which he scattered two runs and six hits to pick up the victory. He had to leave his last start against Washington after aggravating a groin injury. At the plate, Zinicola has made 10 starts at designated hitter and has recorded hits in nine of his 12 games played. He is hitting .300 (12-for-40) with two home runs and 13 RBI (.500 SLG%). He is ASU's first full-time two-way player since Richy Leon (1995-98). Leon was a career .298 hitter as an outfielder and was 8-3 with a 4.67 ERA in 48 pitching appearances.

ASU HEAD COACH

Pat Murphy



Since inheriting the Sun Devil program in August of 1994, Arizona State Baseball Head Coach Pat Murphy has carefully nurtured the tradition of excellence in Tempe, at the same time establishing himself as one of the top collegiate head coaches in the nation. He has guided Arizona State to top-12 national rankings in four of the past seven seasons, including an appearance in the 1998 College World Series national championship game. Murphy has combined to go 381-185-1 in his 10 seasons in Tempe and posts an all-time 28-20 record in NCAA Tournament action. He has a career 754-356-4 record in 19 seasons as a head coach. Murphy recorded his 600th career Division 1 victory in 2002 and recorded his 700th career coaching victory (all levels) with a 14-8 come-from-behind win over No. 11 Notre Dame (2/23/03). ASU has been in 86 straight national polls under Murphy. The Sun Devils also set an NCAA record scoring in 506 straight games.

Month by Month at ASU:

| | |
|----------------|---------|
| January | 40-4 |
| February | 100-34 |
| March | 97-64-1 |
| April | 86-49 |
| May | 54-30 |
| June | 4-5 |

Pat Murphy at ASU

| | |
|-----------------------|-----------|
| Record at ASU | 381-185-1 |
| Pac-10 | 137-108 |
| Non-Conference | 241-77-1 |
| NCAA Tournament | 19-12 |

| | |
|--------------------------|------------------------------|
| Opening Day Record | 9-1 (16-1 overall) |
| Earliest Start | Jan. 15, 1999 (Utah) |
| Latest Start | Feb. 6, 2004 (Florida State) |

Pat Murphy Year-by-Year

Career Record: 754-356-4/19th season
Division I Record: 699-301-2/17th season
Arizona State Record: 381-185-1/10th season

| Year | School | Overall |
|------|------------------------|---------|
| 2004 | Arizona State | 21-7 |
| 2003 | Arizona State | 54-14 |
| 2002 | Arizona State | 37-21 |
| 2001 | Arizona State | 37-20-1 |
| 2000 | Arizona State | 44-15 |
| 1999 | Arizona State | 39-21 |
| 1998 | Arizona State | 41-23 |
| 1997 | Arizona State | 39-22 |
| 1996 | Arizona State | 35-21 |
| 1995 | Arizona State | 34-21 |
| 1994 | Notre Dame | 46-16 |
| 1993 | Notre Dame | 46-16 |
| 1992 | Notre Dame | 48-15 |
| 1991 | Notre Dame | 45-16 |
| 1990 | Notre Dame | 46-12 |
| 1989 | Notre Dame | 48-19-1 |
| 1988 | Notre Dame | 39-22 |
| 1987 | Claremont-Mudd Scripps | 21-18-1 |
| 1986 | Claremont-Mudd Scripps | 24-16 |
| 1983 | Maryville (Tenn.) | 10-21-1 |



Sun Devil Baseball 2004

The Pedroia Record Watch

Career Batting Average:

| | |
|-----------------------------------|------------|
| 1. Kevin Romine (1981-82) | 408 |
| 2. Hubie Brooks (1977-78) | 396 |
| 3. Willie Bloomquist (1997-99) | 394 |
| 4. Dustin Pedroia (2002-P) | 390 |
| 5. Mike Sodders (1980-81) | 389 |
| Dan McKinley (1995-97) | 389 |
| 7. Chris Bando (1975-78) | 388 |
| 8. Bob Horner (1976-78) | 384 |
| Casey Myers (1998-2001) | 384 |
| 10. Roger Schmuck (1970-71) | 381 |

Career Doubles:

| | |
|-----------------------------------|-----------|
| 1. Clay Westlake (1973-76) | 88 |
| 2. Andrew Beinbrink (1996-99) | 75 |
| 3. Antone Williamson (1992-94) | 70 |
| 4. Casey Myers (1998-2000) | 64 |
| 5. Dustin Pedroia (2002-P) | 63 |

Career Hits:

| | |
|-----------------------------------|------------|
| 1. Clay Westlake (1973-76) | 322 |
| 2. Andrew Beinbrink (1996-99) | 318 |
| 3. Casey Myers (1998-2001) | 313 |
| 4. Gary Atwell (1970-73) | 286 |
| 5. Mikel Moreno (1995-98) | 277 |
| 6. Antone Williamson (1992-94) | 264 |
| 7. Bob Horner (1976-78) | 262 |
| 8. Dan Rumsey (1986-89) | 261 |
| 9. Dustin Pedroia (2002-P) | 253 |
| 10. Rick Peters (1974-77) | 251 |
| 11. Barry Bonds (1983-85) | 247 |

Single-Season Doubles:

| | |
|--------------------------------|-----------|
| 1. Dustin Pedroia, 2003 | 34 |
| 2. Chris Bando, 1978 | 30 |
| 3. Antone Williamson, 1993 | 29 |
| Steve Willis, 1988 | 29 |
| 5. Clay Westlake, 1976 | 26 |

Single-Season Hits:

| | |
|--------------------------------|------------|
| 1. Paul Lo Duca, 1993 | 129 |
| 2. Hubie Brooks, 1978 | 126 |
| 3. Kevin Romine, 1982 | 121 |
| 4. Dustin Pedroia, 2003 | 120 |

National/Pac-10 Awards

Pac-10 Player of the Week:

| | |
|----------------|---------|
| Dustin Pedroia | Feb. 24 |
| Travis Buck | Mar. 2 |
| Travis Buck | Mar. 8 |

Pac-10 Pitcher of the Week:

| | |
|----------------|---------|
| Jason Urquidez | Feb. 24 |
|----------------|---------|

National Player of the Week:

| | |
|--------------------|---------------------|
| Urquidez (Feb. 24) | Collegiate Baseball |
| Urquidez (Feb. 24) | Sports Weekly |
| Urquidez (Feb. 25) | NCBWA |
| Urquidez (Feb. 26) | CBI |
| Buck (Mar. 1) | Collegiate Baseball |
| Buck (Mar. 3) | CBI (West Region) |

Clemens Award Watch List:

Jason Urquidez

Johnny Bench Award Watch List:

Tuffy Gosewisch

The .400 Club

| Player | Avg. | Year |
|-----------------------|-------------|-------------|
| Paul Lo Duca | .446 | 1993 |
| Dustin Pedroia | .443 | 2004 |
| Mark Emster | .439 | 1999 |
| Roger Schmuck | .434 | 1971 |
| Hubie Brooks | .432 | 1978 |
| Mike Sodders | .424 | 1981 |
| Dan McKinley | .423 | 1997 |
| Chris Bando | .415 | 1978 |
| Willie Bloomquist | .414 | 1998 |
| Casey Myers | .412 | 2000 |
| Bob Horner | .412 | 1978 |
| Kevin Romine | .410 | 1981 |
| Kevin Romine | .406 | 1982 |
| Ken Landreaux | .406 | 1976 |
| Oddibe McDowell | .405 | 1984 |
| Dustin Pedroia | .404 | 2003 |
| Andrew Beinbrink | .402 | 1999 |

The Series History

Arizona State vs. USC (since 1995)

| Date | ASU W/L | Score | Site |
|---------|---------|----------|-------------|
| 3/17/95 | W | 7-6 (15) | Tempe |
| 3/18/95 | W | 10-9 | Tempe |
| 3/19/95 | W | 10-4 | Tempe |
| 4/7/95 | L | 0-9 | Los Angeles |
| 4/8/95 | L | 7-8 (11) | Los Angeles |
| 4/9/95 | L | 6-7 (11) | Los Angeles |
| 3/15/96 | L | 5-6 | Los Angeles |
| 3/16/96 | L | 3-12 | Los Angeles |
| 3/17/96 | L | 3-4 | Los Angeles |
| 4/26/96 | W | 7-4 | Tempe |
| 4/27/96 | L | 6-10 | Tempe |
| 4/28/96 | W | 13-6 | Tempe |
| 1/31/97 | L | 3-12 | Los Angeles |
| 2/1/97 | W | 7-3 | Los Angeles |
| 2/2/97 | L | 6-9 | Los Angeles |
| 3/27/97 | L | 7-12 | Tempe |
| 3/28/97 | L | 4-15 | Tempe |
| 3/29/97 | L | 7-11 | Tempe |
| 3/14/98 | L | 6-7 | Los Angeles |
| 3/15/98 | L | 5-13 | Los Angeles |
| 3/16/98 | L | 3-6 | Los Angeles |
| 4/9/98 | W | 18-3 | Tempe |
| 4/10/98 | W | 7-5 | Tempe |
| 4/11/98 | W | 24-4 | Tempe |
| 6/6/98 | L | 14-21 | Omaha |
| 4/23/99 | L | 5-9 | Tempe |
| 4/24/99 | L | 7-14 | Tempe |
| 4/25/99 | W | 16-10 | Tempe |
| 4/28/00 | W | 3-1 | Los Angeles |
| 4/29/00 | L | 2-12 | Los Angeles |
| 4/30/00 | L | 3-4 | Los Angeles |
| 4/6/01 | L | 2-11 | Los Angeles |
| 4/7/01 | L | 1-5 | Los Angeles |
| 4/8/01 | W | 11-1 | Los Angeles |
| 5/17/02 | W | 3-1 | Mesa |
| 5/18/02 | L | 5-9 | Mesa |
| 5/19/02 | W | 17-8 | Mesa |
| 3/28/03 | W | 11-4 | Los Angeles |
| 3/29/03 | L | 5-6 | Los Angeles |
| 3/30/03 | W | 7-5 | Los Angeles |

Totals (1995-P): 24-16 (USC leads)

All-Time Series: 85-84 (USC leads)

at ASU: 11-8 (ASU leads)

at USC: 16-5 (USC leads)

Arizona State Career Stats vs. USC Trojans:

| Player | Avg. | G | AB | R | H | RBI | 2B | 3B | HR | SB |
|-----------|------|---|----|---|----|-----|----|----|----|----|
| Bocchi | .333 | 2 | 3 | 0 | 1 | 0 | 0 | 0 | 0 | 0 |
| Buck | .727 | 3 | 11 | 3 | 8 | 3 | 1 | 0 | 0 | 1 |
| Cadena | .308 | 3 | 13 | 3 | 4 | 6 | 0 | 0 | 2 | 0 |
| Gosewisch | .200 | 3 | 10 | 3 | 2 | 0 | 0 | 0 | 0 | 0 |
| Larish | .238 | 6 | 21 | 4 | 5 | 6 | 1 | 0 | 1 | 0 |
| McKenna | .250 | 2 | 4 | 0 | 1 | 1 | 0 | 0 | 0 | 0 |
| Mesa | .400 | 2 | 5 | 0 | 2 | 1 | 0 | 0 | 0 | 0 |
| Pedroia | .423 | 6 | 26 | 6 | 11 | 3 | 1 | 0 | 0 | 0 |
| Walsh | .167 | 4 | 6 | 4 | 1 | 0 | 0 | 0 | 0 | 0 |

| Player | ERA | W-L | SV | G | IP | H | R | ER | BB | SO |
|---------|-------|-----|----|---|-----|---|---|----|----|----|
| Averill | 7.50 | 0-0 | 0 | 1 | 6.0 | 7 | 5 | 5 | 0 | 3 |
| Bordes | 13.50 | 1-0 | 0 | 2 | 0.2 | 2 | 1 | 1 | 1 | 0 |
| Mousser | 3.38 | 0-0 | 0 | 1 | 8.0 | 6 | 4 | 3 | 5 | 1 |

Urquidez Named To Clemens Award Watch List:

Arizona State starting pitcher Jason Urquidez is part of a list of 40 hurlers who are included in the first Roger Clemens Award Watch List. The list is comprised of all Division I pitchers who were named as pre-season All-Americans by either Baseball America or Collegiate Baseball, in addition to those pitchers who have been honored so far this season as National Pitchers of the Week. Urquidez earned national POW honors from *Collegiate Baseball*, NCBWA, Sports Weekly and CollegeBaseballInsider.com. He was also named the Pac-10 Pitcher of the Week after his complete-game three-hitter against No. 1 and defending national champion Rice Owls at Reckling Park in Houston last weekend. A junior college transfer from Central Arizona College, Urquidez is 6-2 with a 2.83 ERA. He has recorded 39 strikeouts in 41.1 IP and opposing hitters are batting only .223 off him. In its inaugural year, The Roger Clemens Award will be presented to the nation's top college pitcher at the conclusion of a gala dinner in Houston on July 15.

Lineup Changes:

Through 28 games of the 2004 season, ASU skipper Pat Murphy has authored 23 different batting lineups and 18 different positional lineups. The 2003 squad featured 57 different batting lineups during the 68-game season. The pitching rotation last weekend of Jason Urquidez (Friday), Brett Bordes (Saturday) and Zechry Zinicola (Sunday) is also the fourth different three-man rotation featured during a weekend series.



Sun Devil Baseball 2004

Tuff Behind the Plate:

Junior catcher Tuffy Gosewisch is the epitome of his name behind the dish... tough. In his second year as a full-time starter, Gosewisch has taken ASU's young pitching staff by the reigns to help lead the Devils to success with a 21-7 record and the fourth best ERA in the Pac-10 (4.05). Additionally, he is to a great start at the plate, hitting .347 (33-for-95) with 19 runs, six doubles, one home run and 16 RBI. He has recorded at least one hit in 21 of ASU's 28 games and is second with 10 multi-hit games. The Johnny Bench Catcher of the Year candidate has thrown out nine of 28 attempted base stealers and has a .987 FLD%.

Larish Injures Wrist Just As He Was Heating Up:

Junior All-American outfielder Jeff Larish injured his right wrist diving for a fly ball in the Friday game against California (3/19). Described as a sprained wrist, Larish toughed it out to play in the Washington series, but struggled at the plate going 2-for-13 (.154). The injury comes just as the All-American was starting to heat up at the plate with eight hits in his five previous games. Larish is hitting .271 (29-for-107) with 11 doubles, two home runs and 25 RBI. As a sophomore he hit .372 (87-for-234) with 18 home runs and 95 RBI. Making 26 starts in left field this season, Larish is at his third position as a Sun Devil in as many years (3B in 2002, 1B in 2003). Last season, Larish became only the second Sun Devil to join the 70-70 club (RBI-BB) when he had 95 RBI (fifth most in ASU history) and led the NCAA with 78 walks. The Tempe native is a career .337 (158-for-469) hitter with 144 RBI and 126 walks (.475 on-base percentage and 1051 OPS). The 2004 preseason All-American is listed as the No. 10 prospect for the annual June Amateur Draft by *Baseball America*.

Pedroia And Buck Lead It Off:

Dustin Pedroia and Travis Buck have hit No. 1 and No. 2 in the lineup in 20 of ASU's 28 games this year and have been the catalyst behind ASU's quick starts. The Devils have scored in the first inning in 16 of those games for 37 total runs. Pedroia and Buck have reached base in successive order in their first at-bats in 11 of those 20 games, including both getting hits in six games. Against FSU (2/8) and Cal State Northridge (2/13), Buck and Pedroia each led off the game hitting doubles to plate a run each time. Pedroia has a knack for getting on base while leading off a game (13 of 28), while Buck has reached base in 21 of his 28 first at-bats (11 hits, 2 HR). Whether leading off the game or an inning, Pedroia has reached base in 26 of 51 opportunities (51%).

Undefeated... No Problem:

ASU has played arguably the toughest schedule in the nation and heads into the USC series with the No. 3 RPI (Boydsworld.com) in the nation. Additionally, ASU has gone 10-1 against ranked opponents (top 25 at time playing). In five of the last 10 games, ASU has faced an undefeated starting pitcher and beaten them in four of those contests. It started by beating Tulane's J.R. Crowel (3-0), then Cory Hahn (3-0), then Oklahoma State's Daniel Rew (3-0) and Spencer Grogan (4-0). ASU lost last Friday to Washington's Tim Lincecum (2-0) and will have another opportunity this weekend when taking on USC's undefeated freshman Ian Kennedy (4-0).

Hitting Streaks:

Three Sun Devils are currently riding hitting streaks of four or more games heading into the Pac-10 series against USC. Junior shortstop Dustin Pedroia is in the midst of a team-high 10-game streak in which he is batting .512 (21-for-41). This is Pedroia's second hitting streak of 10 or more games this season and the seventh of his career. He had a career-high 22-game streak that spanned from the end of his freshman season to the first 11 games of 2003. Here is a look at the streaking Devils:

| Player | Current Streak | Statistics During Streak |
|-----------------|----------------|--|
| Dustin Pedroia | 10 Games | .571, 16-for-28, 10 R, 5 2B, 1 HR, 8 RBI |
| Zechry Zinicola | 5 Games | .368, 7-for-19, 2 R, 2 2B, 5 RBI |
| Joel Boccehi | 4 Games | .417, 5-for-12, 3 R, 2 2B, 5 RBI |

Preseason All-Americans:

Sun Devil juniors Dustin Pedroia and Jeff Larish earned preseason All-America honors from every publication. Pedroia earned first-team honors from the NCBWA, Collegiate Baseball, CollegeBaseballInsider.com, and was a third-team pick by Baseball America. He was also selected as the preseason pick for First-Team Player of the Year by Baseball America. Larish, who moves to the outfield for the 2004 season, was a first-team pick by Collegiate Baseball, Baseball America, CollegeBaseballInsider.com, and was a second-team pick by the NCBWA. Larish was also selected as the preseason College Baseball Player of the Year by Street & Smith's.

A Tale of Two Sundays:

From one Sunday to another, the Arizona State baseball program was the buzz of the college baseball world. On Sunday, Feb. 15, the Devils saw their NCAA record 506 consecutive games scoring streak come to an end in a 6-0 shutout by the University of Oklahoma at Surprise Stadium in Surprise, Ariz. The streak spanned parts of nine seasons dating back to April 7, 1995 and blew away the old record of 349 set by Coastal Carolina. Just one week later, on Feb. 22, the Devils stunned No. 1 Rice in a 3-1 victory at Reckling Park, ending an 18-game winning streak by ace pitcher Jeff Niemann. Niemann, regarded as the top-pitching prospect in the nation, had not lost a decision dating back to the end of the 2002 season, including a 17-0 record as a sophomore. ASU pitcher Jason Urquidez was named the National Pitcher of the Week for his complete-game, three-hit victory over the defending national champion Owls.

Welcome To College Baseball:

Going into the season, preseason prognosticators tabbed the Sun Devils as a young and inexperienced team. Having lost 12 players to the annual MLB draft and returning only two pitchers from the Pac-10's leading pitching staff (3.32 ERA in 2003), the Devils have had to look to several newcomers to become impact players. Through ASU's first 28 games, 14 newcomers and three redshirts have seen action. ASU had as many as four freshman in the starting lineup last weekend.

2004 Statistical Comparison

| Category | ASU | USC |
|----------|------|------|
| Games | 28 | 27 |
| Average | .315 | .276 |
| Runs | 225 | 158 |
| Hits | 302 | 252 |
| 2B | 70 | 57 |
| 3B | 1 | 6 |
| HR | 27 | 19 |
| SB | 22 | 136 |
| SLG% | .475 | .414 |
| ERA | 4.05 | 4.99 |
| SO | 217 | 226 |
| BB | 119 | 118 |

Devils in the Polls...

| | BA | SW | CB | NCBWA |
|-------|----|----|----|-------|
| PS | 18 | 10 | 7 | 11 |
| 2/9 | 17 | 7 | 7 | 8 |
| 2/16 | 16 | 7 | 7 | 8 |
| 2/23 | 12 | 7 | 7 | 8 |
| 3/1 | 10 | 6 | 6 | 7 |
| 3/8 | 8 | 6 | 5 | 7 |
| 3/15 | 8 | 6 | 5 | 7 |
| 3/22 | 9 | 8 | 9 | 9 |
| 3/29 | 14 | 10 | 17 | 9 |
| 4/6 | -- | -- | -- | -- |
| 4/13 | -- | -- | -- | -- |
| 4/20 | -- | -- | -- | -- |
| 4/27 | -- | -- | -- | -- |
| 5/4 | -- | -- | -- | -- |
| 5/13 | -- | -- | -- | -- |
| 5/18 | -- | -- | -- | -- |
| 6/1 | -- | -- | -- | -- |
| Final | -- | -- | -- | -- |

ASU Quick Facts/Notes

2004 Team Information

| | |
|--------------------------------|-------|
| Letterman Returning/Lost | 10/16 |
| Pitchers | 2/10 |
| Position Players | 8/6 |
| Starters Returning/Lost | 9/13 |
| Top Pitchers | 2/7 |
| Top Position Players | 7/6 |
| Newcomers | 21 |

2003 in Review

| | |
|------------------------------|-------------------------|
| Record | 54-14 |
| Home | 31-7 |
| Away | 23-7 |
| Pac-10 Record (Finish) | 16-8 (2nd) |
| Home | 8-4 |
| Away | 8-4 |
| Final Rankings | 7 (BA), 9 (SW), 10 (CB) |

Arizona State Postseason History

| | |
|-----------------------------------|---------------|
| NCAA Appearances | 27 |
| NCAA Record | 128-53 (.707) |
| CWS Appearances | 18 |
| National Championships | 5 |
| CWS Runner-Up Finishes | 5 |
| Last CWS Appearance | 1998 (2nd) |
| College World Series Record | 55-30 (.647) |
| Regional Titles (last) | 13 (2003) |

Baseball History

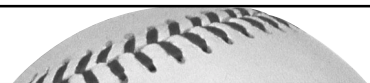
| | |
|--------------------------------------|----------------|
| All-Time Record | 2,338-1,143-6 |
| Early Record | 333-338-5 |
| Modern Record | 2,005-798-1 |
| Packard Stadium | 835-240-1 (31) |
| Best Record All-Time | 59-8 (1973) |
| School Record Wins in a Season | 65 ('76) |

Media Relations Information

| | |
|----------------------------|----------------------|
| Baseball Contact | Jeff Evans |
| Evans' E-Mail | jeff.evans@asu.edu |
| Evans' Direct Line | (480) 965-6594 |
| Evans' Cell | (480) 734-7791 |
| Phone | (480) 965-6592 |
| Fax | (480) 965-5408 |
| Packard Box Phone | (480) 727-7253 |
| Website | www.TheSunDevils.com |
| Evans' Record at ASU | 149-62-1 |



Sun Devil Baseball 2004



Inside the Numbers

| | |
|--------------|--|
| 3 | Times ASU has hosted an NCAA Regional in last four years. |
| 4 | Number of times ASU has finished in the top 12 in the nation in the last seven years. |
| 5 | NCAA National Championships won by the Sun Devils. |
| 7 | Consecutive hits Travis Buck had during one stretch this year to rank tied for third the ASU record book. |
| 10 | Number of Sun Devils who have played for USA Baseball National Team since 1984. |
| 11 | Preseason Baseball America top 50 Teams ASU played in '03. |
| 18 | Number of times ASU has played in the College World Series. |
| 24 | Number of games against teams in Baseball America's preseason top 25 ASU is scheduled to play in 2004. |
| 34 | Number of doubles Dustin Pedroia hit in 2003 to set new ASU and Pac-10 record. |
| 63 | Number of career doubles by junior shortstop Dustin Pedroia. |
| 79 | Number of former Sun Devils who have played in Major League Baseball. |
| 87 | Consecutive polls ASU has been ranked in at least one national poll. |
| 144 | Number of career RBI by junior All-American Jeff Larish |
| 253 | Number of career hits by Junior shortstop Dustin Pedroia. |
| 381 | Number of wins in head coach Pat Murphy's 10 seasons as the skipper of the Sun Devils. |
| 506 | ASU's NCAA record consecutive games scoring streak that ended Feb. 15 vs. Oklahoma. |
| 1,221 | Number of combined MLB home runs by former Devils Barry Bonds and Reggie Jackson. |
| 2,338 | Number of all-time wins in the 92-year history of Sun Devil Baseball. It ranks as the sixth most among all NCAA schools. |

Throwbacks Are Classic:

The Sun Devils unveiled a new 'Throwback' uniform for the 2004 season and it has gotten rave reviews. Originally slated to be the designated Sunday uniform, the Devils have worn the classic threads in 23 of the 28 games this season and gone 18-5. The off-white uniform features a baggier look and an old-school 'Devils' script across the chest. The Devils wear black spikes and high socks to compliment the 'old school' look. ASU is also 3-1 in the all white uniforms (worn with white spikes) and 0-1 in the road gray sleeveless jersey.

Tough Against Ranked Teams:

The Sun Devils are off to an impressive 21-7 start and boast an even more impressive 10-1 record against ranked opponents (top 25 at time played). ASU played 22 non-conference games before beginning the conference slate against California and Washington. ASU played 13 of those games against teams that have appeared in the national rankings at some point this season. The Sun Devils swept No. 18 Florida State (Feb. 6-8) to open the season and also beat No. 1 Rice (3-1, Feb. 22), No. 16 Arizona (4-0, Feb. 26), swept No. 18 ECU (Mar. 5-7) and took two of three from No. 11 Tulane. Five of ASU's seven losses have also come against teams that have appeared in at least one of the four top 25 polls this season.

Devils No. 3 in Projected RPI:

In the March 28 release of the projected RPI on www.Boydsworld.com, Arizona State holds the No. 3 ranking in the country. The Devils had previously been ranked No. 1 on Mar. 15 and No. 2 on Mar. 22. The NCAA uses the rating system to help determine selections and seedings for postseason play. Boyd Nation has come up with an RPI index that has proven to be an accurate depiction of the same RPI the NCAA uses. The Devils are 21-7 midway through the 2004 season and has played arguably the toughest schedule in the nation. ASU has seven of the top 25 teams in this week's RPI on the 2004 slate. Here is the top 10 in the latest RPI:

| Rank | Team | W-L | Rating |
|------|---------------------|------|--------|
| 1. | Texas | 28-4 | .683 |
| 2. | Stanford* | 20-3 | .661 |
| 3. | Arizona State | 21-7 | .660 |
| 4. | Miami (Fla.) | 22-5 | .659 |
| 5. | LSU | 21-4 | .658 |
| 6. | Wichita State* | 12-2 | .655 |
| 7. | Rice* | 20-6 | .646 |
| 8. | Birmingham-Southern | 16-6 | .644 |
| 9. | Florida | 24-5 | .638 |
| 10. | Mississippi | 20-3 | .637 |

*ASU opponent in 2004

Young Guns:

Of the 11 pitchers that have seen action on the mound this season, nine are wearing a Sun Devil uniform for the first time. All but 42.1 of the 224.0 IP have been newcomers to the Sun Devil pitching staff... and they have helped ASU to a 20-5 record and a 10-1 mark against ranked opponents. Six of the nine are freshmen (Josh Blake, Quentin Andes, Pat Cassa, Pat Bresnehan, Travis Webb, Zechry Zinicola), with three others transfers (Jeff Mousser, Jason Urquidez, Ty Marotz). Sophomore left-handers Brett Bordes (1-0, 7.04 ERA) and Erik Averill (2-0, 5.00 ERA) are the lone returnees on Chris Sinacori's staff that led the Pac-10 with a 3.32 ERA in 2003. ASU is second in the Pac-10 with a 3.78 ERA.

2004 ARIZONA STATE BASEBALL PRESEASON AWARDS

Baseball America Preseason All-Americans:

Jeff Larish - 1st team
Dustin Pedroia - 3rd team

Baseball America Preseason All-Pac-10:

Dustin Pedroia - Shortstop (Player of the Year)
Jeff Larish - Outfield
Jason Urquidez - Relief Pitcher

Baseball America Top Pac-10 Newcomers:

Colin Curtis - No. 4

Baseball America Top Pac-10 Prospects:

Jeff Larish - No. 1
Dustin Pedroia - No. 6

Baseball America Best Tools:

Dustin Pedroia - Best Defensive Shortstop (NCAA)
Dustin Pedroia - Best Defensive Shortstop (Pac-10)
Erik Averill - Best Control

Baseball America Top Transfers:

Jeff Mousser - No. 12

Baseball America's Fab 50 By Class:

Freshman:

Colin Curtis - No. 10
Pat Bresnehan - No. 27
Zechry Zinicola - No. 30

Sophomores:

Travis Buck - No. 30

Juniors:

Jeff Larish - No. 4
Dustin Pedroia - No. 36

Collegiate Baseball Preseason All-Americans:

Jeff Larish - 1st team
Dustin Pedroia - 1st team

NCBWA Preseason All-Americans:

Jeff Larish - 2nd team
Dustin Pedroia - 1st team

CollegeBaseballInsider.com All-Americans:

Jeff Larish - 1st team
Dustin Pedroia - 1st team

Street & Smith's College Baseball Preview:

Jeff Larish - Preseason Player of the Year



Sun Devil Baseball 2004

NCAA Record Consecutive Games Scoring Streak Ends at 506:

The Sun Devils had a piece of history come to an end when their NCAA record 506 consecutive games scoring streak came to an end Feb. 15 against Oklahoma. The Sooners ended a streak that began April 8, 1995, a day after the USC Trojans shut out the Sun Devils during Pat Murphy's first year at ASU. "The Streak" saw the Devils go 338-167-1 during the 506-game stretch, scoring 4,755 runs (9.40 per game average) from 1995-2004. The Devils made history on April 7, 2001 when they scored at least one run in their 350th consecutive game, breaking the 12-year-old NCAA record exactly six years to the day when they were last shut out. ASU was shut out 9-0 in that game on April 7, 1995 at Dedeaux Field by left-hander Randy Flores. Coastal Carolina previously held the NCAA record at 349 games set from 1983-1989. ASU also had a stretch of 278 games without being shut out from 1990 to 1994, meaning the program has only been shutout in four games dating back to the 1990 season. Notable pitchers the Devils have faced during the streak include Mark Prior (USC), Jeremy Guthrie (Stanford), Barry Zito (USC), Kirk Saarloos (CS Fullerton), Jason Young (Stanford), Ben Diggins (Arizona), Adam Johnson (CS Fullerton), Ryan Drese (Cal), Jeff Weaver (Fresno State), Chad Hutchinson (Stanford), Abe Alvarez and Adam Pettyjohn (Fresno State). Top prospect David Purcey and Jarod McAuliff led the Sooner to the shutout of the Devils. ASU has started a new streak and is currently at 22 games!

NCAA Record Consecutive Game Scoring Streaks:

| | | |
|------------------|-----|---------------------------------|
| Arizona State | 506 | April 8, 1995 - Feb. 14, 2004 |
| Coastal Carolina | 349 | April 16, 1983 - April 10, 1989 |
| Wichita State | 332 | March 13, 1996 - Feb. 23, 2001 |
| Nebraska | 331 | May 3, 1998 - June 1, 2003 |
| Florida State | 326 | April 29, 1984 - Feb. 25, 1989 |

ASU And Team USA Connections:

Arizona State baseball has had a long-standing tradition of sending players to play for the USA Baseball National team during the summers. In a recent poll distributed by USA Baseball, ASU ranked No. 8 as a supplier to the National Team. With the selections of Jeff Larish and Dustin Pedroia to the 2003 team, ASU has now had nine players and 10 total selections don the Red, White and Blue for Team USA since 1984. ASU has also had at least one player on Team USA in five of the last six years. Pedroia and Larish helped Team USA to a silver medal in the 2003 Pan Am Games in Santo Domingo, Dominican Republic.

ASU Players on Team USA:

| | |
|-------------------|------------|
| Oddibe McDowell | 1984 |
| Jim Austin | 1990 |
| Kaipo Spenser | 1995 |
| Willie Bloomquist | 1998 |
| Jon Switzer | 2000 |
| Casey Myers | 2000 |
| Mike Esposito | 2001 |
| Dustin Pedroia | 2002, 2003 |
| Jeff Larish | 2003 |

Arizona State's NCAA Record

506

Consecutive Games Scoring Streak

Media Information:

Baseball Contact: Jeff Evans
SID Phone: (480) 965-6592
Evans Cell: (480) 734-7791
Evans' Direct Line: (480) 965-6594
SID Fax: (480) 965-5408
Evans' E-Mail: jeff.evans@asu.edu
Website: www.TheSunDevils.com
Mailing Address:
 Carson Center Room 131
 Media Relations
 Arizona State University
 Tempe, AZ 85287-2505

Interviews:

All interviews with players and the coaching staff need to be cleared through the ASU media relations office and Jeff Evans. If you wish to talk to any Sun Devil player or head coach Pat Murphy, please contact Evans via the above information.

Media Guides:

Media guides will be available to working press only and can be purchased by fans at home games at Packard Stadium for \$8. Press guides will not be distributed to fans from the press box or the media relations office. The 2004 ASU Baseball Media Guide is also available online at www.thesundevils.com in .pdf format.

Game Notes and Statistics:

Game notes and statistics will be distributed to all working media and scouts on game days at Packard Stadium. Copies will also be made available in the press box. The statistics are for working press, scouts and coaches only. A complete statistical book containing box score, play-by-play and game notes will also be available in the press box for working media following each home game. All information will be made available to fans and ASU supporters through the school's official athletic website, www.TheSunDevils.com.

Live Stats/GameTracker:

While only certain games can be accessed by radio either through the internet or in the greater Phoenix area, every home game and selected road games can be tracked through live statistical updates on ASU's official website, www.TheSunDevils.com.

Sun Devil Baseball NCAA Tournament History:

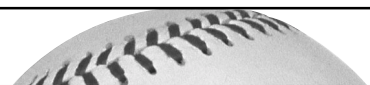
| | | | |
|------------------------|--------|--------------------------|--------------|
| NCAA Appearances | 27 | District 7 Titles | 6 |
| All-Time NCAA Record | 128-53 | Record in District 7 | 12-1 |
| Regional Appearances | 20 | CWS Appearances | 18 |
| Regional Titles | 13 | CWS Titles | 5 |
| Record in Regionals | 58-18 | CWS Runners-up | 5 |
| Super Regional Record | 1-2 | CWS Third-Place Finishes | 4 |
| District 7 Appearances | 6 | Record at CWS | 55-30 (.647) |

NCAA Tournament Breakdown

| NCAA Titles By School | College World Series Wins | NCAA Tournament Wins |
|----------------------------------|----------------------------------|-----------------------------------|
| 1. USC 12 | 1. USC 74 | 1. Texas 185 |
| 2. Arizona State 5 | 2. Texas 70 | 2. USC 170 |
| Texas 5 | 3. Arizona State 55 | 3. Miami 147 |
| LSU 5 | 4. Miami 44 | 4. Florida State 142 |
| 5. Miami 4 | 5. Oklahoma State 38 | 5. Arizona State 128 |
| CWS Appearances | NCAA Tournament Appearances | |
| 1. Texas 30 | 1. Texas 47 | |
| 2. USC 21 | 2. Florida State 41 | |
| 3. Miami 20 | 3. USC 35 | |
| 4. Oklahoma State 19 | 4. Oklahoma State 32 | |
| 5. Arizona State 18 | Miami (Fla.) 32 | |
| | 9. Arizona State 27 | |



Sun Devil Baseball 2004



2003 ASU Hitting Leaders

Batting Average:

| | |
|-------------------|-----|
| 1. Dustin Pedroia | 404 |
| 2. Jeremy West | 381 |
| 3. Andre Ethier | 377 |
| 4. Jeff Larish | 372 |
| 5. Frank Mesa | 364 |

Hits:

| | |
|-------------------|-----|
| 1. Dustin Pedroia | 120 |
| 2. Andre Ethier | 98 |
| 3. Jeff Larish | 87 |
| 4. Travis Buck | 78 |
| 5. Jeremy West | 77 |

Runs Scored:

| | |
|-------------------|----|
| 1. Dustin Pedroia | 83 |
| 2. Jeff Larish | 80 |
| 3. Andre Ethier | 75 |

RBI:

| | |
|-----------------|----|
| 1. Jeff Larish | 95 |
| 2. Jeremy West | 71 |
| 3. Andre Ethier | 68 |

Doubles:

| | |
|----------------------|----|
| 1. Dustin Pedroia | 34 |
| 2. Jeff Larish | 18 |
| 3. Steve Garrabrants | 16 |
| 4. Andre Ethier | 13 |
| Steve Garrabrants | 13 |

Triples:

| | |
|------------------|---|
| 1. Dennis Wyrick | 4 |
| Andre Ethier | 4 |

Home Runs:

| | |
|----------------------|----|
| 1. Jeff Larish | 18 |
| 2. Jeremy West | 17 |
| 3. Andre Ethier | 10 |
| 4. Steve Garrabrants | 8 |

2003 ASU Pitching Leaders

Earned Run Average:

| | |
|------------------|------|
| 1. Ryan Schroyer | 1.53 |
| 2. Mark Sopko | 2.30 |
| 3. Ben Thurmond | 2.73 |
| 4. Jered Liebeck | 2.88 |
| 5. Erik Averill | 3.66 |

Wins:

| | |
|---------------------|----|
| 1. Beau Vaughan | 10 |
| 2. Ben Thurmond | 8 |
| Jered Liebeck | 8 |
| Erik Averill | 8 |
| 5. Robbie McClellan | 7 |

Batters Struck Out:

| | |
|---------------------|-----|
| 1. Beau Vaughan | 105 |
| 2. Erik Averill | 61 |
| 3. Ben Thurmond | 58 |
| 4. Robbie McClellan | 57 |
| 5. Jered Liebeck | 54 |

Innings Pitched:

| | |
|-----------------|------|
| 1. Beau Vaughan | 92.1 |
| 2. Erik Averill | 86.0 |
| 3. Ben Thurmond | 79.0 |

2003 ASU Fielding Leaders

Errors:

| | |
|----------------------|----|
| 1. Frank Mesa | 12 |
| 2. Steve Garrabrants | 10 |
| 3. Dennis Wyrick | 9 |
| 4. Dustin Pedroia | 8 |

Assists:

| | |
|----------------------|-----|
| 1. Dustin Pedroia | 211 |
| 2. Steve Garrabrants | 178 |
| 3. Frank Mesa | 76 |

Putouts:

| | |
|--------------------|-----|
| 1. Jeff Larish | 507 |
| 2. Tuffy Gosewisch | 346 |
| 3. Joel Bocchi | 159 |

How They Have Finished:

Arizona State has finished five seasons ranked in the top 10 in the final *Collegiate Baseball* national poll since 1990, ranking 7th of all college baseball programs. ASU has also finished in the top 12 in the nation in four of the last seven seasons. The schools with the most Top 10 *Collegiate Baseball* finishes are listed below:

| | | |
|----|---------------------|----|
| 1. | Florida State | 13 |
| 2. | LSU | 11 |
| 3. | Stanford | 10 |
| 4. | Miami | 9 |
| 5. | Clemson | 8 |
| 6. | Cal State Fullerton | 7 |
| 7. | Oklahoma State | 5 |
| 7. | Wichita State | 5 |
| 7. | USC | 5 |
| 7. | Arizona State | 5 |

Sustained Excellence:

In a recent ranking provided by BoydsWorld.com, the website dedicated to college baseball rankings and RPI, the Arizona State Baseball program ranked No. 9 in the nation for sustained excellence over the past three and five years. The ranking is a direct reflection of the strength of the recently departed recruiting class (the three-year ranking) or the strength of the program in general (the five-year ranking). The rankings are the result of a system of calculations designed to properly weight a team's winning percentage and strength of schedule, while taking inter-regional play into account. Over the last three years, ASU has combined to go 128-55 with a strength of schedule ranked 17th. Over the past five years, Murphy's squads have combined for an impressive 211-91 (.699) record and a strength of schedule listed as No. 24. The Sun Devils have advanced to the NCAA Tournament in six of the last seven years and have finished in the top 12 in the nation in four of those seven years.

| Rank | ISR | D1 | | All | | SoS | Team |
|------|-------|-----|-----|-----|-----|-----|---------------------|
| | | W | L | W | L | | |
| 1 | 125.5 | 249 | 84 | 249 | 84 | 2 | Stanford |
| 2 | 122.6 | 221 | 91 | 223 | 91 | 6 | Cal State Fullerton |
| 3 | 122.0 | 251 | 83 | 259 | 84 | 23 | Rice |
| 4 | 121.3 | 270 | 79 | 271 | 79 | 47 | Florida State |
| 5 | 120.0 | 195 | 99 | 213 | 105 | 7 | Baylor |
| 6 | 119.9 | 187 | 117 | 190 | 117 | 1 | Southern California |
| 7 | 119.9 | 215 | 105 | 225 | 108 | 10 | Texas |
| 8 | 119.5 | 221 | 87 | 237 | 90 | 34 | Nebraska |
| 9 | 119.2 | 206 | 90 | 211 | 91 | 24 | Arizona State |
| 10 | 118.9 | 222 | 104 | 226 | 107 | 15 | Louisiana State |

Success in the Classroom As Well As On The Field:

ASU has long enjoyed much success on the diamond, and with 18 College World Series appearances, it is known as one of the gems of college baseball. But academics, as well as on-field talent, has shown its true colors in the storied program. Pat Murphy's Sun Devil squads have produced four Academic All-Americans over the past five years (Willie Bloomquist, Mark Ernster, Jeff Phelps, Casey Myers), including Myers being named the Academic All-American for college baseball in 2000 and 2001. The four players honored as First-Team Academic All-Americans is the most by any college baseball program in the nation since 1995. Tuffy Gosewisch, Bryce Kartler and Nick Walsh all earned All-Pac-10 Academic Honorable Mention honors in 2003.

ASU Owns Pac-10 Player of the Year Award:

Since the old Pac-10 North (formerly Washington State, Washington, Oregon State, Portland State) and the Six-Pac joined to form the unified Pac-10 baseball conference in 1999, Arizona State has enjoyed much success with a combined 74-46 record in league play. Even more impressive is that in four of the five years a Sun Devil has won the annual Pac-10 Player of the Year award. Willie Bloomquist won the inaugural award in 1999, while Casey Myers took home the hardware in 2000 and 2001 to become only fourth player in Pac-10 history to win the award twice in a career. Dustin Pedroia shared the Pac-10 Player of the Year award with Stanford senior catcher Ryan Garko. In all, ASU has won 10 Pac-10 Player of the Year Awards dating back to 1978 (Myers (2), Bloomquist, Dustin Pedroia, Jacob Cruz, Paul Lo Duca, Linty Ingram, Oddibe McDowell, Alvin Davis, Mike Soddors) and two Pac-10 Pitchers of the Year (Noah Peery and Marc Barcelo).

Kings of the Draft:

Over the course of the last 10 years, no college baseball team even comes close to Arizona State for producing players for the annual major league draft. ASU has had 81 total players drafted dating back to 1994, including a modern record of 12 last year. Since the inception of the draft in 1965, ASU also leads all schools with 324 total draft picks and a record 21 first-round picks. Here is a look at the top colleges for producing players for the MLB draft in the last 10 years (1994-2003):

| | |
|---------------------|----|
| Arizona State | 81 |
| Miami (Fla.) | 74 |
| Cal State Fullerton | 72 |
| Long Beach State | 66 |
| Stanford | 64 |
| LSU | 63 |
| Texas A&M | 63 |
| USC | 62 |
| Rice | 61 |
| Wichita State | 58 |



Sun Devil Baseball 2004

2004 Arizona State Baseball Game-by-Game Results

(21-7 Overall, 2-4 Pac-10, 17-5 Home, 1-0 Away, 3-2 Neutral, 10-1 Ranked Opponents)

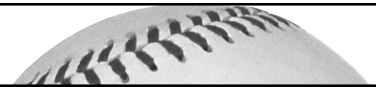
| Date | Opponent | W-L | Score | Att. | ASU Pitcher | Opp. Pitcher | Record | Notes |
|------|---------------------|---------|-------|-------|-----------------|------------------|--------|--|
| 2/6 | Florida State (#18) | W | 2-1 | 3,078 | Zinicola (1-0) | Lynch (1-1) | 1-0 | Gosewisch 2-out, 2-run double in B-9 wins game. |
| 2/7 | Florida State (#18) | W | 10-9 | 3,220 | Bresnehan (1-0) | Lynch (1-2) | 2-0 | Curtis 3x5, 4 RBI, HR. Devils score 3 in B-9. |
| 2/8 | Florida State (#18) | W | 12-6 | 3,386 | Urquidez (1-0) | Sauls (0-1) | 3-0 | Buck 3x3, 4 RBI. Urquidez 9 K's in 5.0 IP. |
| 2/13 | vs. CS Northridge^ | W | 13-3 | 868 | Averill (1-0) | Hochgesang (0-1) | 4-0 | Pedroia 3x4, 2 2B. Curtis 3x4, 3 R. |
| 2/14 | vs. Utah^ | W | 11-0 | 813 | Urquidez (2-0) | Mackay (0-1) | 5-0 | Pedroia 3x4, 3 R, 2 RBI. Urquidez 7 K's in 6.0 IP. |
| 2/15 | vs. Oklahoma^ | L | 0-6 | 1,370 | Cassa (0-1) | Purcey (1-0) | 5-1 | NCAA record 506 game scoring streak ends! |
| 2/16 | Gonzaga | W | 10-3 | 2,172 | Bresnehan (2-0) | Monroe (0-1) | 6-1 | Pedroia 4-for-5, 3 2B. Bresnehan 7 K's in 5.0 IP. |
| 2/20 | vs. Lamar# | L | 4-5 | 3,108 | Zinicola (1-1) | Stutes (2-0) | 6-2 | Pedroia 3x5, HR. Lamar scores two in eighth. |
| 2/21 | vs. Memphis# | W | 7-0 | 3,405 | Cassa (1-1) | Hankins (0-1) | 7-2 | Cassa 9 K's, 1 H in 6.0 IP. Pedroia 3x4, 2 RBI. |
| 2/22 | at Rice# (#1) | W | 3-1 | 3,604 | Urquidez (3-0) | Niemann (0-1) | 8-2 | Urquidez 7 K's, 3 H in complete-game effort. |
| 2/24 | Arizona (#16) | W | 4-0 | 2,748 | Bordes (1-0) | Guyette (1-2) | 9-2 | Bordes 10 K's in 6.0 IP. Pedroia 3x4, 2 2B. |
| 2/27 | UConn | W | 18-2 | 2,163 | Mousser (1-0) | Hourigan (0-1) | 10-2 | Mousser 0 H, 5.0 IP. Cook 4x4, 2 2B, HR, 4 RBI. |
| 2/28 | UConn | W | 16-5 | 2,385 | Bresnehan (3-0) | James (0-1) | 11-2 | Buck 4x5, 4 2B, 4 RBI. Pedroia hits grand slam. |
| 2/29 | UConn | W | 18-11 | 2,400 | Urquidez (4-0) | Tucci (0-1) | 12-2 | Buck 5x5, 8 RBI, HR. Asanovich 2x2, 4 R, 4 RBI. |
| 3/5 | East Carolina (#18) | W | 7-6 | 2,552 | Andes (1-0) | Flye (1-1) | 13-2 | Zinicola 2-run HR in eighth caps comeback. |
| 3/6 | East Carolina (#18) | W | 6-4 | 2,567 | Urquidez (5-0) | Harrell (2-1) | 14-2 | Buck GW HR in 7th. Urquidez 4 K in 7.0 IP. |
| 3/7 | East Carolina (#18) | W | 7-5 | 2,842 | Andes (2-0) | Brooks (1-1) | 15-2 | Buck hits HR in 4th straight. Walsh 2x3, 3 RBI. |
| 3/12 | Tulane (#11) | L | 3-5 | 2,827 | Mousser (1-1) | Mohl (4-0) | 15-3 | Buck HR in fifth straight, but ASU only 4 H. |
| 3/13 | Tulane (#11) | W | 11-3 | 2,650 | Urquidez (6-0) | Crowel (3-1) | 16-3 | Pedroia 4x4, 5 RBI, HR. Larish 2x4, 3 RBI, HR. |
| 3/14 | Tulane (#11) | W | 5-1 | 3,005 | Averill (2-0) | Hahn (3-1) | 17-3 | Walsh 2x3, 2 RBI. Bordes 6 K's in 4.1 IP. |
| 3/16 | Oklahoma State | W | 3-2 | 3,253 | Andes (3-0) | Rew (3-1) | 18-3 | Cassa, Andes, Bresnehan limit OSU to 2 UE runs. |
| 3/17 | Oklahoma State | W | 16-6 | 3,024 | Blake (1-0) | Grogan (4-1) | 19-3 | Larish 3x6, 2 2B, 4 RBI. 11 players with hits. |
| 3/19 | California* | L | 7-9 | 2,766 | Andes (3-1) | Johnson (1-0) | 19-4 | Pedroia 4x5, 2B, RBI. Zinicola 2x5, 2 RBI. |
| 3/20 | California* | L | 8-20 | 2,314 | Urquidez (6-1) | Read (1-0) | 19-5 | ASU ties school record giving up 13 runs in 5th. |
| 3/21 | California | W | 8-4 | 2,735 | Zinicola (2-1) | Crist (2-4) | 20-5 | Zinicola 7.0 IP with 5 K's. Asanovich 3-run HR. |
| 3/26 | Washington* | L | 1-11 | 3,336 | Urquidez (6-2) | Lincecum (3-0) | 20-6 | ASU gives up 3 HR and score only one run in loss. |
| 3/27 | Washington* | W | 9-4 | 2,588 | Bordes (2-0) | Everitt (3-2) | 21-6 | Walsh 2x4, 2 RBI. Pedroia solo HR. |
| 3/28 | Washington* | L | 6-8 | 2,761 | Bresnehan (3-1) | Fenton (3-2) | 21-7 | Pedroia 3x6, 2 RBI. ASU gives up 6 in last 3 inn. |
| 4/2 | USC* | 7 p.m. | | | | | | |
| 4/3 | USC* | 1 p.m. | | | | | | |
| 4/4 | USC* | 1 p.m. | | | | | | |
| 4/8 | Oral Roberts | 7 p.m. | | | | | | |
| 4/9 | Oral Roberts | 7 p.m. | | | | | | |
| 4/10 | Oral Roberts | 1 p.m. | | | | | | |
| 4/12 | Arizona | 7 p.m. | | | | | | |
| 4/16 | at UCLA* | 6 p.m. | | | | | | |
| 4/17 | at UCLA* | 1 p.m. | | | | | | |
| 4/18 | at UCLA* | 1 p.m. | | | | | | |
| 4/23 | at Wash. State* | 3 p.m. | | | | | | |
| 4/24 | at Wash. State* | 1 p.m. | | | | | | |
| 4/25 | at Wash. State* | 12 p.m. | | | | | | |
| 4/27 | at Wichita State | 7 p.m. | | | | | | |
| 4/28 | at Wichita State | 7 p.m. | | | | | | |
| 5/3 | New Mexico State | 7 p.m. | | | | | | |
| 5/4 | New Mexico State | 7 p.m. | | | | | | |
| 5/14 | Oregon State* | 7 p.m. | | | | | | |
| 5/15 | Oregon State* | 7 p.m. | | | | | | |
| 5/16 | Oregon State* | 1 p.m. | | | | | | |
| 5/18 | at New Mexico\$ | 7 p.m. | | | | | | |
| 5/19 | at New Mexico St. | 6 p.m. | | | | | | |
| 5/21 | at Arizona* | 7 p.m. | | | | | | |
| 5/22 | at Arizona* | 7 p.m. | | | | | | |
| 5/23 | at Arizona* | 1 p.m. | | | | | | |
| 5/28 | at Stanford* | 6 p.m. | | | | | | |
| 5/29 | at Stanford* | 1 p.m. | | | | | | |
| 5/30 | at Stanford* | 1 p.m. | | | | | | |

* Pac-10 Game, ^ Coca-Cola Spring Training College Baseball Classic (Surprise, Ariz.)

Coca-Cola Rice Baseball Classic, \$ Played at Isotopes Ballpark



Sun Devil Baseball 2004



Arizona State Sun Devil Baseball Overall Statistics

Record: 21-7 Home: 17-5 Away: 1-0 Neutral: 3-2 Pac-10: 2-4

| Player | AVG | GP-GS | AB | R | H | 2B | 3B | HR | RBI | TB | SLG% | BB | HBP | SO | GDP | OB% | SF | SH | SB-ATT | PO | A | E | FLD% |
|----------------------|------|-------|-----|-----|-----|----|----|----|-----|-----|------|-----|-----|-----|-----|------|----|----|--------|-----|-----|----|-------|
| 2 Dustin Pedroia... | .443 | 28-28 | 115 | 40 | 51 | 16 | 0 | 5 | 27 | 82 | .713 | 23 | 2 | 6 | 5 | .543 | 0 | 1 | 3-5 | 45 | 76 | 5 | .960 |
| 4 Travis Buck..... | .364 | 28-28 | 99 | 34 | 36 | 8 | 0 | 7 | 36 | 65 | .657 | 29 | 6 | 17 | 3 | .522 | 2 | 1 | 6-6 | 59 | 4 | 1 | .984 |
| 39 Tuffy Gosewisch.. | .347 | 28-28 | 95 | 19 | 33 | 6 | 0 | 1 | 16 | 42 | .442 | 15 | 2 | 16 | 2 | .446 | 0 | 5 | 0-1 | 200 | 20 | 3 | .987 |
| 10 Joe Persichina... | .319 | 26-23 | 72 | 13 | 23 | 4 | 0 | 1 | 10 | 30 | .417 | 11 | 4 | 10 | 1 | .437 | 0 | 2 | 1-1 | 164 | 8 | 2 | .989 |
| 9 Colin Curtis..... | .319 | 28-28 | 94 | 22 | 30 | 6 | 0 | 4 | 21 | 48 | .511 | 24 | 3 | 19 | 4 | .471 | 0 | 0 | 7-8 | 59 | 0 | 0 | 1.000 |
| 37 Zechry Zinicola.. | .300 | 13-10 | 40 | 7 | 12 | 2 | 0 | 2 | 13 | 20 | .500 | 5 | 1 | 11 | 1 | .391 | 0 | 0 | 0-0 | 1 | 5 | 1 | .857 |
| 20 Nick Walsh..... | .278 | 23-16 | 54 | 9 | 15 | 3 | 0 | 0 | 11 | 18 | .333 | 8 | 5 | 3 | 1 | .406 | 2 | 4 | 0-2 | 33 | 32 | 3 | .956 |
| 11 Jeff Larish..... | .271 | 26-26 | 107 | 16 | 29 | 11 | 0 | 2 | 25 | 46 | .430 | 19 | 0 | 25 | 0 | .375 | 2 | 0 | 0-2 | 41 | 1 | 0 | 1.000 |
| 15 Josh Asanovich... | .269 | 20-13 | 52 | 11 | 14 | 4 | 0 | 1 | 14 | 21 | .404 | 4 | 4 | 7 | 1 | .361 | 1 | 1 | 1-1 | 29 | 35 | 5 | .928 |
| 16 Nick Cadena..... | .268 | 22-5 | 41 | 8 | 11 | 0 | 0 | 2 | 5 | 17 | .415 | 1 | 1 | 6 | 0 | .295 | 1 | 0 | 1-1 | 4 | 0 | 1 | .800 |
| 6 Seth Dhaenens.... | .232 | 25-17 | 56 | 18 | 13 | 2 | 0 | 0 | 4 | 15 | .268 | 17 | 0 | 10 | 4 | .411 | 0 | 3 | 2-4 | 22 | 31 | 4 | .930 |
| ----- | | | | | | | | | | | | | | | | | | | | | | | |
| 32 Chris Cook..... | .371 | 17-5 | 35 | 9 | 13 | 3 | 0 | 2 | 8 | 22 | .629 | 2 | 1 | 9 | 2 | .421 | 0 | 0 | 1-1 | 52 | 3 | 0 | 1.000 |
| 19 Joel Bocchi..... | .282 | 16-11 | 39 | 8 | 11 | 3 | 0 | 0 | 8 | 14 | .359 | 8 | 4 | 7 | 1 | .442 | 1 | 1 | 0-0 | 15 | 1 | 0 | 1.000 |
| 17 Ryan McKenna.... | .222 | 15-3 | 18 | 5 | 4 | 1 | 1 | 0 | 3 | 7 | .389 | 2 | 0 | 4 | 0 | .300 | 0 | 1 | 0-0 | 3 | 0 | 0 | 1.000 |
| 60 Garrett Schoenber | .000 | 6-0 | 4 | 0 | 0 | 0 | 0 | 0 | 0 | 0 | .000 | 0 | 0 | 1 | 0 | .000 | 0 | 0 | 0-0 | 9 | 0 | 0 | 1.000 |
| 26 Pat Cassa..... | .000 | 3-0 | 1 | 0 | 0 | 0 | 0 | 0 | 0 | 0 | .000 | 0 | 0 | 0 | 0 | .000 | 0 | 0 | 0-0 | 3 | 5 | 2 | .800 |
| 50 Travis Webb..... | .000 | 1-0 | 1 | 0 | 0 | 0 | 0 | 0 | 0 | 0 | .000 | 0 | 0 | 1 | 0 | .000 | 0 | 0 | 0-0 | 1 | 1 | 1 | .667 |
| 51 Joe Cosentino.... | .000 | 1-0 | 1 | 0 | 0 | 0 | 0 | 0 | 0 | 0 | .000 | 0 | 0 | 0 | 0 | .000 | 0 | 0 | 0-0 | 0 | 0 | 0 | .000 |
| 49 Brett Bordes..... | .000 | 1-0 | 0 | 1 | 0 | 0 | 0 | 0 | 0 | 0 | .000 | 0 | 0 | 0 | 0 | .000 | 0 | 0 | 0-0 | 1 | 5 | 0 | 1.000 |
| Totals..... | .315 | 28-28 | 958 | 225 | 302 | 70 | 1 | 27 | 205 | 455 | .475 | 173 | 34 | 162 | 28 | .434 | 9 | 19 | 22-33 | 753 | 266 | 35 | .967 |
| Opponents..... | .248 | 28-28 | 943 | 144 | 234 | 35 | 6 | 20 | 134 | 341 | .362 | 119 | 22 | 217 | 23 | .343 | 10 | 17 | 20-29 | 700 | 293 | 45 | .957 |

LOB - Team (268), Opp (215). DPs turned - Team (29), Opp (33). CI - Team (1), Gosewisch 1. IBB - Team (11), Larish 3, Pedroia 3, Buck 3, Bocchi 1, Gosewisch 1. Picked off - Curtis 1, Pedroia 1, Buck 1.

(All games Sorted by Earned run avg)

| Player | ERA | W-L | APP | GS | CG | SHO/CBO | SV | IP | H | R | ER | BB | SO | 2B | 3B | HR | AB | B/Avg | WP | HBP | BK | SFA | SHA |
|----------------------|------|------|-----|----|----|---------|----|-------|-----|-----|-----|-----|-----|----|----|----|-----|-------|----|-----|----|-----|-----|
| 40 Pat Bresnehan.... | 2.73 | 3-1 | 13 | 0 | 0 | 0/1 | 5 | 26.1 | 22 | 11 | 8 | 10 | 27 | 5 | 0 | 2 | 90 | .244 | 1 | 3 | 0 | 1 | 2 |
| 34 Jason Urquidez... | 2.83 | 6-2 | 8 | 8 | 1 | 0/1 | 0 | 41.1 | 33 | 16 | 13 | 22 | 39 | 5 | 0 | 5 | 148 | .223 | 1 | 1 | 0 | 1 | 1 |
| 35 Jeff Mousser..... | 3.31 | 1-1 | 7 | 7 | 0 | 0/0 | 0 | 35.1 | 31 | 17 | 13 | 14 | 19 | 5 | 2 | 1 | 124 | .250 | 1 | 2 | 0 | 4 | 5 |
| 26 Pat Cassa..... | 3.54 | 1-1 | 9 | 4 | 0 | 0/1 | 1 | 28.0 | 24 | 16 | 11 | 12 | 23 | 2 | 2 | 2 | 107 | .224 | 0 | 1 | 0 | 0 | 1 |
| 21 Quentin Andes.... | 3.63 | 3-1 | 10 | 0 | 0 | 0/0 | 2 | 17.1 | 14 | 7 | 7 | 8 | 16 | 3 | 0 | 2 | 64 | .219 | 0 | 3 | 0 | 0 | 1 |
| 37 Zechry Zinicola.. | 3.91 | 2-1 | 8 | 4 | 0 | 0/0 | 1 | 23.0 | 23 | 12 | 10 | 9 | 22 | 4 | 1 | 1 | 90 | .256 | 3 | 2 | 1 | 1 | 3 |
| 45 Erik Averill..... | 5.97 | 2-0 | 11 | 1 | 0 | 0/0 | 0 | 31.2 | 29 | 23 | 21 | 10 | 23 | 5 | 1 | 3 | 121 | .240 | 1 | 4 | 3 | 2 | 3 |
| 49 Brett Bordes..... | 6.75 | 2-0 | 6 | 4 | 0 | 0/1 | 0 | 21.1 | 23 | 16 | 16 | 16 | 28 | 5 | 0 | 2 | 86 | .267 | 1 | 4 | 1 | 0 | 1 |
| ----- | | | | | | | | | | | | | | | | | | | | | | | |
| 41 Josh Blake..... | 4.91 | 1-0 | 7 | 0 | 0 | 0/1 | 1 | 14.2 | 17 | 10 | 8 | 8 | 9 | 0 | 0 | 0 | 58 | .293 | 1 | 2 | 0 | 0 | 0 |
| 50 Travis Webb..... | 5.40 | 0-0 | 5 | 0 | 0 | 0/1 | 0 | 3.1 | 7 | 9 | 2 | 6 | 3 | 0 | 0 | 0 | 19 | .368 | 0 | 0 | 0 | 0 | 0 |
| 47 Ty Marotz..... | 6.23 | 0-0 | 7 | 0 | 0 | 0/1 | 0 | 8.2 | 11 | 7 | 6 | 4 | 8 | 1 | 0 | 2 | 36 | .306 | 1 | 0 | 1 | 1 | 0 |
| Totals..... | 4.05 | 21-7 | 28 | 28 | 1 | 3/3 | 10 | 251.0 | 234 | 144 | 113 | 119 | 217 | 35 | 6 | 20 | 943 | .248 | 10 | 22 | 6 | 10 | 17 |
| Opponents..... | 7.14 | 7-21 | 28 | 28 | 0 | 1/1 | 3 | 233.1 | 302 | 225 | 185 | 173 | 162 | 70 | 1 | 27 | 958 | .315 | 27 | 34 | 8 | 9 | 19 |

PB - Team (1), Gosewisch 1, Opp (5). Pickoffs - Team (0), Opp (2). SBA/ATT - Gosewisch (19-28), Urquidez (7-9), Bresnehan (4-6), Cassa (3-6), Mousser (2-3), Bordes (1-2), Averill (1-1), Marotz (1-1), Zinicola (1-1), Schoenberger (1-1).



Sun Devil Baseball 2003



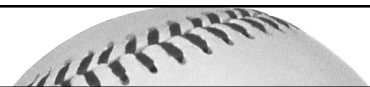
Arizona State Sun Devil Baseball Fielding Statistics

2004 Arizona State Sun Devil Baseball
Overall Statistics for Arizona State (as of May 29, 2004)
(All games Sorted by Fielding pct)

| Player | C | PO | A | E | FLD% | DPs | SBA | CSB | SBA% | PB | CI |
|----------------------|------|-----|-----|----|-------|-----|-----|-----|-------|----|----|
| 9 Colin Curtis..... | 59 | 59 | 0 | 0 | 1.000 | 0 | 0 | 0 | --- | 0 | 0 |
| 32 Chris Cook..... | 55 | 52 | 3 | 0 | 1.000 | 8 | 0 | 0 | --- | 0 | 0 |
| 11 Jeff Larish..... | 42 | 41 | 1 | 0 | 1.000 | 0 | 0 | 0 | --- | 0 | 0 |
| 19 Joel Bocchi..... | 16 | 15 | 1 | 0 | 1.000 | 0 | 0 | 0 | --- | 0 | 0 |
| 60 Garrett Schoenber | 9 | 9 | 0 | 0 | 1.000 | 0 | 1 | 0 | 1.000 | 0 | 0 |
| 49 Brett Bordes..... | 6 | 1 | 5 | 0 | 1.000 | 0 | 1 | 1 | .500 | 0 | 0 |
| 21 Quentin Andes.... | 3 | 0 | 3 | 0 | 1.000 | 0 | 0 | 0 | --- | 0 | 0 |
| 40 Pat Bresnehan.... | 3 | 0 | 3 | 0 | 1.000 | 0 | 4 | 2 | .667 | 0 | 0 |
| 17 Ryan McKenna..... | 3 | 3 | 0 | 0 | 1.000 | 0 | 0 | 0 | --- | 0 | 0 |
| 47 Ty Marotz..... | 1 | 0 | 1 | 0 | 1.000 | 0 | 1 | 0 | 1.000 | 0 | 0 |
| 10 Joe Persichina... | 174 | 164 | 8 | 2 | .989 | 17 | 0 | 0 | --- | 0 | 0 |
| 39 Tuffy Gosewisch.. | 223 | 200 | 20 | 3 | .987 | 3 | 19 | 9 | .679 | 1 | 1 |
| 4 Travis Buck..... | 64 | 59 | 4 | 1 | .984 | 1 | 0 | 0 | --- | 0 | 0 |
| 2 Dustin Pedroia... | 126 | 45 | 76 | 5 | .960 | 18 | 0 | 0 | --- | 0 | 0 |
| 20 Nick Walsh..... | 68 | 33 | 32 | 3 | .956 | 10 | 0 | 0 | --- | 0 | 0 |
| 6 Seth Dhaenens.... | 57 | 22 | 31 | 4 | .930 | 5 | 0 | 0 | --- | 0 | 0 |
| 15 Josh Asanovich... | 69 | 29 | 35 | 5 | .928 | 11 | 0 | 0 | --- | 0 | 0 |
| 35 Jeff Mousser..... | 9 | 2 | 6 | 1 | .889 | 1 | 2 | 1 | .667 | 0 | 0 |
| 45 Erik Averill..... | 8 | 2 | 5 | 1 | .875 | 0 | 1 | 0 | 1.000 | 0 | 0 |
| 37 Zechry Zinicola.. | 7 | 1 | 5 | 1 | .857 | 0 | 1 | 0 | 1.000 | 0 | 0 |
| 26 Pat Cassa..... | 10 | 3 | 5 | 2 | .800 | 0 | 3 | 3 | .500 | 0 | 0 |
| 16 Nick Cadena..... | 5 | 4 | 0 | 1 | .800 | 0 | 0 | 0 | --- | 0 | 0 |
| 41 Josh Blake..... | 4 | 1 | 2 | 1 | .750 | 0 | 0 | 0 | --- | 0 | 0 |
| 34 Jason Urquidez... | 7 | 0 | 5 | 2 | .714 | 1 | 7 | 2 | .778 | 0 | 0 |
| 50 Travis Webb..... | 3 | 1 | 1 | 1 | .667 | 0 | 0 | 0 | --- | 0 | 0 |
| 51 Joe Cosentino.... | 0 | 0 | 0 | 0 | .000 | 0 | 0 | 0 | --- | 0 | 0 |
| Totals..... | 1054 | 753 | 266 | 35 | .967 | 29 | 20 | 9 | .690 | 1 | 1 |
| Opponents..... | 1038 | 700 | 293 | 45 | .957 | 33 | 22 | 11 | .667 | 5 | 0 |



Sun Devil Baseball 2004



Arizona State Sun Devil Baseball Statistics Summary

Inning-by-inning summary:

| | 1 | 2 | 3 | 4 | 5 | 6 | 7 | 8 | 9 | Total |
|---------------|----|----|----|----|----|----|----|----|----|-------|
| | -- | -- | -- | -- | -- | -- | -- | -- | -- | ----- |
| Arizona State | 37 | 17 | 44 | 25 | 28 | 19 | 20 | 28 | 7 | 225 |
| Opponents | 17 | 14 | 11 | 14 | 25 | 22 | 17 | 9 | 15 | 144 |

Win-loss summary:

| | W | L | T | Pct |
|-------------|----|----|----|-------|
| | -- | -- | -- | ---- |
| Total | 21 | 7 | 0 | .750 |
| Conference | 2 | 4 | 0 | .333 |
| Non-Conf | 19 | 3 | 0 | .864 |
| Home | 17 | 5 | 0 | .773 |
| Away | 1 | 0 | 0 | 1.000 |
| Neutral | 3 | 2 | 0 | .600 |
| Day | 11 | 4 | 0 | .733 |
| Night | 10 | 3 | 0 | .769 |
| vs Left | 5 | 1 | 0 | .833 |
| vs Right | 16 | 6 | 0 | .727 |
| 1-Run games | 4 | 1 | 0 | .800 |
| 2-Run games | 3 | 3 | 0 | .500 |
| 5+Run games | 10 | 3 | 0 | .769 |
| Extra inns | 0 | 0 | 0 | .000 |
| Shutouts | 3 | 1 | 0 | .750 |

General summary:

Current losing streak : 1
 Longest winning streak : 9
 Longest losing streak : 2

Home attendance : 60781 (22 dates avg = 2762)
 Away attendance : 13192 (6 dates avg = 2198)
 Total attendance: 73973 (28 dates avg = 2641)



Sun Devil Baseball 2003

Arizona State Sun Devil Baseball Team Game-by-Game

Batting (All games)


| Date | Opponent | AB | R | H | RBI | 2B | 3B | HR | BB | IBB | SB | CS | HBP | SAC | SF | GDP | K | PO | A | E | Avg |
|-----------------|----------------|------------|------------|------------|------------|-----------|----------|-----------|------------|-----------|-----------|-----------|-----------|-----------|----------|-----------|------------|------------|------------|-----------|-------------|
| Feb 06, 2004 | Florida State | 35 | 2 | 7 | 2 | 5 | 0 | 0 | 5 | 1 | 1 | 0 | 0 | 0 | 0 | 0 | 7 | 27 | 10 | 0 | .200 |
| Feb 07, 2004 | Florida State | 38 | 10 | 12 | 10 | 2 | 0 | 1 | 3 | 0 | 0 | 0 | 3 | 0 | 1 | 1 | 6 | 27 | 10 | 0 | .260 |
| Feb 08, 2004 | Florida State | 35 | 12 | 10 | 12 | 6 | 0 | 0 | 15 | 2 | 3 | 0 | 1 | 0 | 0 | 0 | 5 | 27 | 6 | 1 | .269 |
| Feb 13, 2004 vs | CS Northridge | 37 | 13 | 13 | 9 | 7 | 0 | 0 | 11 | 1 | 1 | 0 | 2 | 1 | 0 | 1 | 5 | 27 | 11 | 3 | .290 |
| Feb 14, 2004 vs | Utah | 34 | 11 | 12 | 9 | 1 | 0 | 0 | 8 | 0 | 1 | 1 | 2 | 0 | 0 | 3 | 8 | 27 | 9 | 0 | .302 |
| Feb 15, 2004 vs | Oklahoma | 30 | 0 | 4 | 0 | 0 | 0 | 0 | 4 | 0 | 0 | 0 | 0 | 0 | 0 | 0 | 8 | 27 | 8 | 1 | .278 |
| Feb 16, 2004 | Gonzaga | 34 | 10 | 12 | 8 | 4 | 0 | 0 | 4 | 0 | 2 | 0 | 1 | 0 | 1 | 0 | 5 | 27 | 6 | 4 | .288 |
| Feb 20, 2004 vs | Lamar | 32 | 4 | 9 | 2 | 1 | 0 | 1 | 4 | 0 | 2 | 1 | 4 | 0 | 0 | 3 | 9 | 24 | 10 | 2 | .287 |
| Feb 21, 2004 vs | Memphis | 33 | 7 | 9 | 6 | 2 | 0 | 2 | 4 | 0 | 1 | 0 | 1 | 1 | 0 | 0 | 9 | 27 | 9 | 0 | .286 |
| Feb 22, 2004 at | Rice | 27 | 3 | 5 | 3 | 1 | 0 | 1 | 4 | 0 | 0 | 2 | 1 | 1 | 1 | 1 | 6 | 27 | 9 | 2 | .278 |
| Feb 24, 2004 | Arizona | 30 | 4 | 9 | 4 | 2 | 0 | 0 | 9 | 1 | 0 | 2 | 0 | 1 | 0 | 1 | 7 | 27 | 6 | 1 | .279 |
| Feb 27, 2004 | Connecticut | 45 | 18 | 21 | 18 | 3 | 1 | 2 | 6 | 0 | 0 | 0 | 3 | 0 | 0 | 2 | 7 | 27 | 10 | 0 | .300 |
| Feb 28, 2004 | Connecticut | 38 | 16 | 17 | 16 | 6 | 0 | 3 | 11 | 1 | 0 | 0 | 1 | 1 | 0 | 1 | 2 | 27 | 9 | 1 | .312 |
| Feb 29, 2004 | Connecticut | 37 | 18 | 15 | 17 | 2 | 0 | 2 | 10 | 0 | 2 | 0 | 4 | 0 | 0 | 1 | 5 | 27 | 11 | 1 | .320 |
| Mar 05, 2004 | East Carolina | 30 | 7 | 9 | 7 | 0 | 0 | 3 | 3 | 0 | 0 | 0 | 0 | 0 | 0 | 3 | 7 | 27 | 10 | 1 | .318 |
| Mar 06, 2004 | East Carolina | 27 | 6 | 7 | 6 | 2 | 0 | 2 | 5 | 0 | 2 | 1 | 0 | 3 | 1 | 1 | 4 | 27 | 7 | 1 | .315 |
| Mar 07, 2004 | East Carolina | 32 | 7 | 13 | 7 | 3 | 0 | 1 | 10 | 2 | 1 | 1 | 0 | 3 | 1 | 1 | 2 | 27 | 10 | 0 | .321 |
| Mar 12, 2004 | Tulane | 31 | 3 | 4 | 3 | 0 | 0 | 1 | 8 | 0 | 0 | 0 | 0 | 1 | 0 | 0 | 4 | 27 | 9 | 2 | .311 |
| Mar 13, 2004 | Tulane | 38 | 11 | 13 | 11 | 3 | 0 | 2 | 6 | 0 | 2 | 0 | 0 | 0 | 0 | 1 | 7 | 27 | 10 | 1 | .313 |
| Mar 14, 2004 | Tulane | 30 | 5 | 11 | 5 | 2 | 0 | 0 | 3 | 1 | 1 | 1 | 0 | 1 | 2 | 1 | 4 | 27 | 11 | 1 | .315 |
| Mar 16, 2004 | Oklahoma State | 33 | 3 | 10 | 3 | 1 | 0 | 0 | 4 | 0 | 0 | 0 | 2 | 0 | 0 | 2 | 7 | 27 | 9 | 2 | .314 |
| Mar 17, 2004 | Oklahoma State | 44 | 16 | 19 | 15 | 6 | 0 | 0 | 6 | 0 | 1 | 0 | 0 | 0 | 0 | 1 | 7 | 27 | 13 | 1 | .321 |
| Mar 19, 2004 | *California | 38 | 7 | 11 | 6 | 3 | 0 | 0 | 6 | 0 | 2 | 0 | 1 | 2 | 0 | 0 | 11 | 27 | 15 | 1 | .320 |
| Mar 20, 2004 | *California | 38 | 8 | 13 | 7 | 2 | 0 | 2 | 2 | 0 | 0 | 0 | 1 | 1 | 0 | 0 | 1 | 27 | 11 | 3 | .321 |
| Mar 21, 2004 | *California | 34 | 8 | 10 | 7 | 3 | 0 | 1 | 3 | 1 | 0 | 0 | 2 | 1 | 1 | 0 | 7 | 27 | 11 | 2 | .320 |
| Mar 26, 2004 | *Washington | 30 | 1 | 7 | 1 | 1 | 0 | 0 | 3 | 0 | 0 | 1 | 0 | 0 | 1 | 2 | 8 | 27 | 9 | 1 | .317 |
| Mar 27, 2004 | *Washington | 33 | 9 | 10 | 6 | 1 | 0 | 1 | 8 | 1 | 0 | 1 | 2 | 1 | 0 | 0 | 2 | 27 | 9 | 0 | .316 |
| Mar 28, 2004 | *Washington | 35 | 6 | 10 | 5 | 1 | 0 | 2 | 8 | 0 | 0 | 0 | 3 | 1 | 0 | 2 | 2 | 27 | 8 | 3 | .315 |
| Totals | | 958 | 225 | 302 | 205 | 70 | 1 | 27 | 173 | 11 | 22 | 11 | 34 | 19 | 9 | 28 | 162 | 753 | 266 | 35 | .315 |

Pitching (All games)

| Date | Opponent | IP | H | R | ER | BB | SO | 2B | 3B | HR | WP | BK | HBP | DP | IBB | Score | W-L | SV | ERA |
|-----------------|----------------|--------------|------------|------------|------------|------------|------------|-----------|----------|-----------|-----------|----------|-----------|-----------|----------|----------------|-------------|-----------|-------------|
| Feb 06, 2004 | Florida State | 9.0 | 4 | 1 | 1 | 2 | 5 | 0 | 0 | 0 | 0 | 0 | 0 | 0 | 0 | 2-1 | 1-0 | 0 | 1.00 |
| Feb 07, 2004 | Florida State | 9.0 | 11 | 9 | 9 | 8 | 7 | 2 | 0 | 4 | 0 | 1 | 1 | 1 | 0 | 10-9 | 2-0 | 0 | 5.00 |
| Feb 08, 2004 | Florida State | 9.0 | 9 | 6 | 4 | 11 | 17 | 0 | 0 | 0 | 0 | 0 | 0 | 2 | 0 | 12-6 | 3-0 | 1 | 4.67 |
| Feb 13, 2004 vs | CS Northridge | 9.0 | 4 | 3 | 1 | 1 | 9 | 1 | 0 | 0 | 0 | 0 | 2 | 1 | 0 | 13-3 | 4-0 | 1 | 3.75 |
| Feb 14, 2004 vs | Utah | 9.0 | 5 | 0 | 0 | 3 | 11 | 0 | 0 | 0 | 0 | 0 | 0 | 1 | 0 | 11-0 | 5-0 | 1 | 3.00 |
| Feb 15, 2004 vs | Oklahoma | 9.0 | 9 | 6 | 6 | 3 | 7 | 0 | 1 | 1 | 0 | 0 | 0 | 0 | 0 | 0-6 | 5-1 | 1 | 3.50 |
| Feb 16, 2004 | Gonzaga | 9.0 | 11 | 7 | 5 | 3 | 13 | 2 | 1 | 0 | 0 | 0 | 0 | 1 | 0 | 10-7 | 6-1 | 2 | 3.71 |
| Feb 20, 2004 vs | Lamar | 8.0 | 9 | 5 | 5 | 2 | 4 | 2 | 0 | 1 | 1 | 0 | 0 | 1 | 0 | 4-5 | 6-2 | 2 | 3.93 |
| Feb 21, 2004 vs | Memphis | 9.0 | 2 | 0 | 0 | 2 | 9 | 0 | 0 | 0 | 0 | 0 | 0 | 0 | 0 | 7-0 | 7-2 | 3 | 3.49 |
| Feb 22, 2004 at | Rice | 9.0 | 3 | 1 | 1 | 2 | 7 | 0 | 0 | 0 | 0 | 0 | 0 | 0 | 0 | 3-1 | 8-2 | 3 | 3.24 |
| Feb 24, 2004 | Arizona | 9.0 | 3 | 0 | 0 | 4 | 15 | 0 | 0 | 0 | 0 | 1 | 1 | 1 | 1 | 4-0 | 9-2 | 4 | 2.94 |
| Feb 27, 2004 | Connecticut | 9.0 | 3 | 2 | 2 | 11 | 7 | 1 | 0 | 0 | 0 | 0 | 1 | 3 | 0 | 18-2 | 10-2 | 4 | 2.86 |
| Feb 28, 2004 | Connecticut | 9.0 | 7 | 5 | 1 | 8 | 10 | 3 | 0 | 0 | 1 | 0 | 1 | 1 | 0 | 16-5 | 11-2 | 4 | 2.72 |
| Feb 29, 2004 | Connecticut | 9.0 | 16 | 11 | 10 | 4 | 7 | 2 | 1 | 2 | 1 | 1 | 0 | 1 | 0 | 18-11 | 12-2 | 4 | 3.24 |
| Mar 05, 2004 | East Carolina | 9.0 | 10 | 6 | 6 | 5 | 4 | 2 | 1 | 1 | 1 | 0 | 0 | 0 | 0 | 7-6 | 13-2 | 5 | 3.43 |
| Mar 06, 2004 | East Carolina | 9.0 | 6 | 4 | 3 | 3 | 6 | 0 | 0 | 2 | 0 | 0 | 1 | 1 | 0 | 6-4 | 14-2 | 6 | 3.40 |
| Mar 07, 2004 | East Carolina | 9.0 | 9 | 5 | 5 | 2 | 7 | 0 | 0 | 2 | 0 | 0 | 2 | 0 | 0 | 7-5 | 15-2 | 7 | 3.49 |
| Mar 12, 2004 | Tulane | 9.0 | 9 | 5 | 3 | 1 | 7 | 2 | 1 | 0 | 0 | 0 | 0 | 0 | 0 | 3-5 | 15-3 | 7 | 3.47 |
| Mar 13, 2004 | Tulane | 9.0 | 8 | 3 | 3 | 6 | 6 | 1 | 1 | 0 | 0 | 0 | 0 | 1 | 0 | 11-3 | 16-3 | 7 | 3.44 |
| Mar 14, 2004 | Tulane | 9.0 | 6 | 1 | 1 | 4 | 9 | 0 | 0 | 0 | 0 | 0 | 1 | 1 | 0 | 5-1 | 17-3 | 8 | 3.32 |
| Mar 16, 2004 | Oklahoma State | 9.0 | 8 | 2 | 0 | 2 | 7 | 2 | 0 | 0 | 0 | 0 | 0 | 1 | 0 | 3-2 | 18-3 | 9 | 3.16 |
| Mar 17, 2004 | Oklahoma State | 9.0 | 12 | 6 | 6 | 4 | 5 | 0 | 0 | 0 | 2 | 1 | 1 | 2 | 0 | 16-6 | 19-3 | 9 | 3.29 |
| Mar 19, 2004 | *California | 9.0 | 13 | 9 | 9 | 3 | 5 | 3 | 0 | 0 | 0 | 2 | 2 | 1 | 0 | 7-9 | 19-4 | 9 | 3.54 |
| Mar 20, 2004 | *California | 9.0 | 19 | 20 | 9 | 11 | 5 | 2 | 0 | 1 | 1 | 0 | 2 | 1 | 0 | 8-20 | 19-5 | 9 | 3.77 |
| Mar 21, 2004 | *California | 9.0 | 12 | 4 | 4 | 1 | 5 | 1 | 0 | 2 | 1 | 0 | 1 | 2 | 0 | 8-4 | 20-5 | 9 | 3.78 |
| Mar 26, 2004 | *Washington | 9.0 | 13 | 11 | 9 | 6 | 9 | 4 | 0 | 3 | 0 | 0 | 1 | 0 | 0 | 1-11 | 20-6 | 9 | 3.98 |
| Mar 27, 2004 | *Washington | 9.0 | 5 | 4 | 4 | 5 | 9 | 2 | 0 | 0 | 1 | 0 | 2 | 0 | 0 | 9-4 | 21-6 | 10 | 3.98 |
| Mar 28, 2004 | *Washington | 9.0 | 8 | 8 | 6 | 2 | 5 | 3 | 0 | 1 | 1 | 0 | 2 | 1 | 0 | 6-8 | 21-7 | 10 | 4.05 |
| Totals | | 251.0 | 234 | 144 | 113 | 119 | 217 | 35 | 6 | 20 | 10 | 6 | 22 | 23 | 0 | 225-144 | 21-7 | 10 | 4.05 |



Sun Devil Baseball 2004



Home Runs and Misc. Hitting Breakdown:

| Player | Total | Multi-Hit Games | | | | Multi RBI | HR Total | Home Run Breakdown | | | | | | Last Home Run |
|--------------------|-----------|-----------------|-----------|----------|----------|--------------|-------------|--------------------|----------|-----------|-----------|----------|----------|-------------------------------------|
| | | 2 | 3 | 4 | 5+ | | | H | A | Solo | 2 | 3 | GS | |
| Josh Asanovich | 2 | 2 | 0 | 0 | 0 | 3 | 1 | 1 | 0 | 0 | 0 | 1 | 0 | 2/21 vs. California |
| Joel Bocchi | 2 (10) | 2 | 0 | 0 | 0 | 3 | 0 (2) | 0 | 0 | 0 | 0 | 0 | 0 | 2/8/03 vs. BYU |
| Travis Buck | 8 (30) | 3 | 3 | 1 | 1 | 9 | 7 (11) | 6 | 1 | 2 | 5 | 0 | 0 | 3/28/04 vs. Washington |
| Nick Cadena | 3 (9) | 1 | 2 | 0 | 0 | 0 | 2 (8) | 2 | 0 | 2 | 0 | 0 | 0 | 3/28/04 vs. Washington |
| Chris Cook | 4 | 3 | 0 | 1 | 0 | 2 | 2 | 2 | 0 | 1 | 1 | 0 | 0 | 3/20/04 vs. Cal |
| Colin Curtis | 7 | 4 | 3 | 0 | 0 | 6 | 4 | 3 | 1 | 1 | 2 | 1 | 0 | 2/28/04 vs. UConn |
| Seth Dhaenens | 3 | 3 | 0 | 0 | 0 | 0 | 0 | 0 | 0 | 0 | 0 | 0 | 0 | None |
| Tuffy Gosewisch | 10 (24) | 8 | 2 | 0 | 0 | 5 | 1 (3) | 1 | 0 | 1 | 0 | 0 | 0 | 3/5/04 vs. ECU |
| Taylor Holiday | 0 | 0 | 0 | 0 | 0 | 0 | 0 | 0 | 0 | 0 | 0 | 0 | 0 | None |
| Jeff Larish | 7 (46) | 5 | 2 | 0 | 0 | 7 | 2 (23) | 2 | 0 | 1 | 1 | 0 | 0 | 3/13/04 vs. Tulane |
| Ryan McKenna | 1 (8) | 1 | 0 | 0 | 0 | 1 | 0 (1) | 0 | 0 | 0 | 0 | 0 | 0 | 4/1/02 at UNLV (Pinch-Hit) |
| Frank Mesa | 1 (14) | 0 | 0 | 0 | 0 | 0 | 0 (1) | 0 | 0 | 0 | 0 | 0 | 0 | 2/7/03 vs. BYU |
| Dustin Pedroia | 14 (82) | 5 | 6 | 3 | 0 | 7 | 5 (10) | 4 | 1 | 4 | 0 | 0 | 1 | 3/27/04 vs. Washington |
| Joe Persichina | 7 | 5 | 2 | 0 | 0 | 1 | 1 | 0 | 1 | 1 | 0 | 0 | 0 | 2/21/04 vs. Memphis |
| Nick Walsh | 3 (19) | 3 | 0 | 0 | 0 | 4 | 0 (1) | 0 | 0 | 0 | 0 | 0 | 0 | 4/13/01 vs. Washington State |
| Zechry Zinicola | 3 | 2 | 0 | 0 | 0 | 4 | 2 | 2 | 0 | 0 | 2 | 0 | 0 | 3/5/04 vs. ECU |
| Team Totals | 75 | 49 | 20 | 5 | 1 | 52 | 27 | 23 | 4 | 13 | 11 | 2 | 1 | Cadena (3/28 vs. Washington) |

(career in parenthesis)

Lineup Card - Record Breakdown:

- 1 - Pedroia (21-7)
- 2 - Buck (15-5), Larish (2-0), Walsh (4-2)
- 3 - Larish (14-4), Buck (6-2), Curtis (1-1)
- 4 - Gosewisch (2-0), Cadena (2-0), Bocchi (6-3), Zinicola (5-3), McKenna (1-0), Larish (4-1), Cook (1-0)
- 5 - Mesa (5-0), Gosewisch (4-1), Cook (1-1), Curtis (9-4), Zinicola (2-0), Larish (0-1)
- 6 - Asanovich (1-0), McKenna (1-0), Curtis (5-1), Gosewisch (3-3), Persichina (7-3), Cook (2-0), Bocchi (1-0), Cadena (1-0)
- 7 - Persichina (4-2), Asanovich (3-0), Curtis (4-1), Gosewisch (10-2), Walsh (0-1), Bocchi (0-1)
- 8 - Curtis (2-0), Persichina (2-1), Asanovich (5-3), Dhaenens (3-0), Mesa (2-0), Walsh (3-1), Cadena (2-0), Gosewisch (2-1), McKenna (0-1)
- 9 - Walsh (5-0), Persichina (4-0), Mesa (3-1), Dhaenens (8-6), Asanovich (1-0)

Starters By Position Breakdown:

- C** - Gosewisch (28)
1B - Persichina (23), Cook (5)
2B - Walsh (15), Asanovich (13)
3B - Dhaenens (17), Mesa (11)
SS - Pedroia (28)
LF - Larish (26), McKenna (1), Cadena (1)
CF - Curtis (28)
RF - Buck (28)
DH - Bocchi (11), Walsh (1), McKenna (2), Cadena (4), Zinicola (10)
P - Mousser (7), Bordes (4), Urquidez (8), Averill (1), Cassa (3), Zinicola (4)

Attendance

Home Attendance: 60,781 (22 games; 2,762 Avg.)
Total Attendance: 73,973 (28 dates)
Overall Average Attendance: 2,641

Sun Devils Record When They Score:

| Runs | 0 | 1 | 2 | 3 | 4 | 5 | 6 | 7 | 8 | 9 | 10+ |
|------|-----|-----|-----|-----|-----|-----|-----|-----|-----|-----|------|
| W-L | 0-1 | 0-1 | 1-0 | 2-1 | 1-1 | 1-0 | 1-1 | 3-1 | 1-1 | 1-0 | 10-0 |

Sun Devils Record When Opponent Scores:

| Runs | 0 | 1 | 2 | 3 | 4 | 5 | 6 | 7 | 8 | 9 | 10+ |
|------|-----|-----|-----|-----|-----|-----|-----|-----|-----|-----|-----|
| W-L | 3-0 | 3-0 | 2-0 | 2-0 | 3-0 | 2-2 | 3-1 | 1-0 | 0-1 | 1-1 | 1-2 |

Score By Innings In All Games:

| Inning | 1 | 2 | 3 | 4 | 5 | 6 | 7 | 8 | 9 | Ex | Total |
|--------|----|----|----|----|----|----|----|----|----|----|-------|
| ASU | 37 | 17 | 44 | 25 | 28 | 19 | 20 | 28 | 7 | - | 225 |
| Opp. | 17 | 14 | 11 | 14 | 25 | 22 | 17 | 9 | 15 | - | 144 |

Hitting Streaks:

| Player | 2004 Longest | Career Long | Current Streak |
|----------------------|-----------------|----------------|-------------------|
| Josh Asanovich | 4 | 4 | 0 |
| Joel Bocchi | 4 | 5 | 4 |
| Travis Buck | 7 | 7 | 1 |
| Nick Cadena | 1 | 4 | 1 |
| Chris Cook | 3 | 3 | 0 |
| Colin Curtis | 9 | 9 | 0 |
| Seth Dhaenens | 6 | 6 | 0 |
| Tuffy Gosewisch | 6 | 8 | 0 |
| Jeff Larish | 8 | 17 | 0 |
| Ryan McKenna | 1 | 7 | 0 |
| Dustin Pedroia | 10 | 22 | 10 |
| Joe Persichina | 3 | 3 | 2 |
| Garrett Schoenberger | 0 | 1 | 0 |
| Nick Walsh | 5 | 8 | 0 |
| Zechry Zinicola | 5 | 5 | 5 |



Sun Devil Baseball 2004

Sun Devil Baseball's Record in 2004 When...

(Through 28 Games of 2004 Season)

| | |
|---------------------------|------|
| Overall | 21-7 |
| at Packard Stadium | 17-5 |
| Playing on the Road | 1-0 |
| at Neutral Site | 3-2 |
| Day Games | 11-4 |
| Night Games | 10-3 |

| | |
|--------------------------|------|
| Scoring 0-4 Runs | 4-4 |
| Scoring 5-9 Runs | 7-3 |
| Scoring 10-19 Runs | 10-0 |
| Scoring 20+ Runs | 0-0 |

| | |
|---------------------------|------|
| Opp. 5 or less runs | 15-2 |
| Opp. 6 or more runs | 6-5 |

| | |
|-----------------------------|------|
| ASU Scores First | 14-2 |
| Opp. Scores First | 7-5 |
| Scoring in 1st Inning | 14-2 |

| | |
|--------------------------------|------|
| Leading After 6 Innings | 17-1 |
| Trailing After 6 Innings | 3-5 |
| Tied After 6 Innings | 1-1 |

| | |
|--------------------------------|------|
| Leading After 7 Innings | 18-0 |
| Trailing After 7 Innings | 3-4 |
| Tied After 7 Innings | 0-2 |

| | |
|--------------------------------|------|
| Leading After 8 Innings | 19-0 |
| Trailing After 8 Innings | 2-6 |
| Tied After 8 Innings | 0-1 |

| | |
|------------------------|------|
| Last At-Bat Wins | 3 |
| After a Win | 15-6 |
| After a Loss | 5-1 |

| | |
|---------------------------|------|
| Collecting 1-3 Hits | 0-0 |
| Collecting 4-6 Hits | 1-2 |
| Collecting 7-9 Hits | 5-2 |
| Collecting 10+ Hits | 14-3 |
| Collecting 20+ Hits | 1-0 |

| | |
|----------------------------|------|
| Out-Hitting Opponent | 18-1 |
| Out-Hit by Opponent | 3-5 |
| Hits are Tied | 0-1 |

| | |
|---------------------------|-----|
| ASU is Errorless | 7-0 |
| ASU Makes 1 Error | 9-3 |
| ASU Makes 2+ Errors | 5-4 |

| | |
|---------------------------------|------|
| ASU Starter Gets Decision | 11-4 |
| Bullpen Gets Decision | 10-3 |

| | |
|----------------------------|-----|
| ASU Hits 0 Home Runs | 9-3 |
| ASU Hits 1 Home Run | 5-2 |
| ASU Hits Multiple HR | 7-2 |

| | |
|------------------------|------|
| vs. LHP Starters | 5-1 |
| vs. RHP Starters | 16-6 |

| | |
|------------------------|-----|
| In Extra Innings | 0-0 |
| Doubleheaders | 0-0 |

| | |
|------------------------------|------|
| vs. Non-Conference | 19-3 |
| Non-Conference Home | 15-1 |
| Non-Conference Away | 1-0 |
| Non-Conference Neutral | 3-2 |

| | |
|--------------------------------------|-----|
| vs. Pac-10 (League Games Only) | 2-4 |
| Pac-10 Home | 2-4 |
| Pac-10 Away | 0-0 |

| | |
|-----------------------------|------|
| Vs. Ranked Opponents* | 10-1 |
| Vs. Top 10 Opponents* | 1-0 |
| Vs. Unranked Teams* | 11-6 |

*Top 25 ranking at time played.

VS. PAC-10 SCHOOLS

| | |
|--------------------------|-----|
| Arizona | 1-0 |
| California | 1-2 |
| Oregon State | 0-0 |
| Stanford | 0-0 |
| UCLA | 0-0 |
| USC | 0-0 |
| Washington | 1-2 |
| Washington State | 0-0 |
| Overall vs. Pac-10 | 3-4 |

DAYS OF THE WEEK

| | |
|-----------------|-----|
| Monday | 1-0 |
| Tuesday | 2-0 |
| Wednesday | 1-0 |
| Thursday | 0-0 |
| Friday | 4-4 |
| Saturday | 7-1 |
| Sunday | 6-2 |

MONTHS OF THE YEAR

| | |
|----------------|------|
| February | 12-2 |
| March | 9-5 |
| April | 0-0 |
| May | 0-0 |
| June | 0-0 |

UNIFORMS

| | |
|-----------------------|------|
| White Home | 3-1 |
| Throwback Home | 18-5 |
| Gray Sleeveless | 0-1 |
| Black Shoes | 18-5 |
| White Shoes | 3-2 |

PITCHING

| | |
|-----------------------|-----|
| Mousser Starts | 4-3 |
| Bordes Starts | 4-0 |
| Urquidez Starts | 6-2 |
| Averill Starts | 1-0 |
| Cassa Starts | 3-1 |
| Zinicola Starts | 3-1 |

| | |
|--------------------------------|------|
| Starter Goes Less Than 5 | 8-6 |
| Starter Goes 5+ | 13-1 |

MISC. HITTING

| | |
|------------------------------|------|
| Larish Records Hit | 16-4 |
| Larish Hits HR | 2-0 |
| Pedroia Records Hit | 20-5 |
| Pedroia Multi-Hit Game | 11-3 |
| Buck Records Hit | 16-4 |
| Buck Multi-Hit Game | 6-2 |
| TV Games | 1-2 |
| Radio Games | 10-6 |

| | |
|-----------------------------|------|
| Longest Win Streak | 9 |
| Longest Losing Streak | 2 |
| Last Five Games | 2-3 |
| Last 10 Games | 6-4 |
| Last 15 Games | 10-5 |
| Last 20 Games | 15-5 |
| Current Streak | L-1 |

| | |
|------------------------------|----|
| Largest Winning Margin | 16 |
| Largest Losing Margin | 12 |

| | |
|---------------------------------|------|
| vs. Teams .500 or better | 17-5 |
| vs. Teams worse than .500 | 3-2 |

LEADING OFF

| | |
|-------------------------|------|
| Pedroia Leads Off | 21-7 |
| Walsh Leads Off | 0-0 |



Sun Devil Baseball 2004

Sun Devil Baseball Team and Player Superlatives

(Through 27 Games of 2004 Season)

2004 Arizona State Team Superlatives

TEAM BATTING

| | | |
|-------------------------|---------------------|-----------------|
| Most At-Bats: | 45 | UConn (2/27) |
| Fewest At-Bats: | 27 | Rice (2/22) |
| Most Runs (Game): | 18 - 2x | UConn (2/29) |
| Most Runs (Inning): | 7 - 2x (3rd inning) | UConn (2/27) |
| Most Runs (1st Inning): | 7 | Gonzaga (2/16) |
| Fewest Runs (Game): | 0 | Oklahoma (2/15) |
| Most Hits (Game): | 21 | UConn (2/27) |
| Fewest Hits (Game): | 4 - 2x | Tulane (3/12) |
| RBI: | 18 | UConn (2/27) |
| Doubles: | 6 - 3x | UConn (2/28) |
| Triples: | 1 | UConn (2/27) |
| Home Runs: | 3 - 2x | ECU (3/5) |
| Total Bases: | 32 - 2x | UConn (2/28) |
| Walks: | 15 | FSU (2/8) |
| Most Strikeouts: | 11 | Cal (3/19) |
| Fewest Strikeouts: | 2 | UConn (2/28) |
| Sacrifice Bunts: | 3 - 2x | ECU (3/7) |
| Sacrifice Flies: | 2 | Tulane (3/14) |
| Stolen Bases: | 3 | FSU (2/8) |
| Left on Base: | 15 - 2x | ECU (3/7) |
| Hit into DP: | 3 - 2x | ECU (3/5) |
| Hit by Pitches: | 4 - 2x | UConn (2/29) |

TEAM FIELDING

| | | |
|---------------|----------|----------------|
| Most Putouts: | 27 - 27x | UW (3/28) |
| Most Assists: | 15 | Cal (3/19) |
| Most Errors: | 4 | Gonzaga (2/16) |
| DPs Turned: | 3 - 4x | Cal (3/20) |

TEAM PITCHING

| | | |
|----------------------|---------|-----------------------|
| Most Runs Allowed: | 20 | Cal (3/20) |
| Fewest Runs Allowed: | 0 - 3x | Arizona (2/24) |
| Most Hits Allowed: | 19 | Cal (3/20) |
| Fewest Hits Allowed: | 2 | Memphis (2/21) |
| Most Strikeouts: | 17 | FSU (2/8) |
| Fewest Strikeouts: | 4 | ECU (3/5) |
| Most Walks: | 11 - 2x | UConn (2/27) |
| Fewest Walks: | 1 - 3x | Cal (3/21) |
| Hit-by-Pitches: | 2 - 2x | Cal (3/19) |
| Wild Pitches: | 2 | Oklahoma State (3/17) |
| Balks: | 2 | Cal (3/19) |
| Home Runs Allowed: | 4 | FSU (2/7) |
| Most Pitchers Used: | 6 | Cal (3/20) |

MISCELLANEOUS

| | | |
|---------------------------------|-----------|----------------|
| Consecutive Wins: | 9 | --- |
| Consecutive Losses: | 2 | --- |
| Home Wins In a Row: | 11 | --- |
| Road Wins In a Row: | 2 | 2/13-2/14 |
| Longest Game: | 3:39 | Cal (3/20) |
| Shortest Game: | 2:25 | Memphis (2/21) |
| Most Innings: | 9.0 - 28x | UW (3/28) |
| Largest Home Attendance: | 3,386 | FSU (2/8) |
| Largest Road Attendance: | 3,604 | Rice (2/22) |
| Largest Overall Attendance: | 3,386 | FSU (2/8) |
| Largest 3-Game Home Attendance: | 9,693 | FSU (2/6-8) |

2004 Arizona State Player Superlatives

INDIVIDUAL BATTING

| | | |
|------------------|---------|-------------------------------|
| At-Bats: | 6 | last Pedroia (3/28 vs. UW) |
| Runs: | 4 | Dhaenens (2/29 vs. UConn) |
| Hits: | 5 | Buck (2/29 vs. UConn) |
| RBI: | 8 | Buck (2/29 vs. UConn) |
| Doubles: | 4 | Buck (2/29 vs. UConn) |
| Triples: | 1 | McKenna (2/27 vs. UConn) |
| Home Runs: | 1 - 27x | last Cadena (3/28 vs. UW) |
| Grand Slams: | 1 | Pedroia (2/28 vs. UConn) |
| Total Bases: | 9 | Cook (2/27 vs. UConn) |
| Walks: | 3 | last Dhaenens (3/28 vs. UW) |
| Strikeouts: | 3 | last Gosewisch (3/19 vs. Cal) |
| Hit By Pitch: | 2 - 5x | last Walsh (3/28 vs. UW) |
| Sacrifice Flies: | 1 | last Cadena (3/14 vs. Tulane) |
| Sacrifice Bunts: | 2 | Gosewisch (3/7 vs. ECU) |
| Stolen Bases: | 2 | Curtis (2/20 vs. Lamar) |
| Caught Stealing: | 1 | last Dhaenens (3/7 vs. ECU) |
| Runners LOB: | 6 | Curtis (3/7 vs. ECU) |

INDIVIDUAL FIELDING

| | | |
|----------------|--------|---------------------------|
| Putouts: | 16 | Gosewisch (2/8 vs. FSU) |
| Assists (INF): | 6 | Pedroia (3/13 vs. Tulane) |
| Assists (OF): | 1 - 3x | last Buck (3/6 vs. ECU) |
| Errors: | 2 | Pedroia (2/20 vs. Lamar) |
| Passed Balls: | 1 | Gosewisch (3/27 vs. UW) |

INDIVIDUAL PITCHING

| | | |
|-------------------|---------|-----------------------------|
| Innings Pitched: | 9.0 | Urquidez (2/22 vs. Rice) |
| Runs Allowed: | 8 | Webb (3/20 vs. Cal) |
| Walks: | 5 | Mousser (3/5 vs. ECU) |
| Strikeouts: | 10 | Bordes (2/24 vs. Arizona) |
| Hits Allowed (S): | 9 | Mousser (3/12 vs. Tulane) |
| Fewest Hits (S): | 0 | Mousser (2/27 vs. UConn) |
| Wild Pitches: | 1 - 10x | last Zinicola (3/28 vs. UW) |
| Hit Batters: | 2 | Mousser (2/13 vs. CSUN) |
| Balks: | 2 | Averill (3/19 vs. Cal) |

Runners in Scoring Position

| Player | Avg | AB | H | RBI |
|-----------------|-------------|------------|------------|------------|
| Zechry Zinicola | .444 | 18 | 8 | 11 |
| Chris Cook | .444 | 9 | 4 | 7 |
| Joel Bocchi | .438 | 16 | 7 | 8 |
| Dustin Pedroia | .421 | 38 | 16 | 23 |
| Nick Walsh | .381 | 21 | 8 | 11 |
| Tuffy Gosewisch | .367 | 30 | 11 | 14 |
| Travis Buck | .350 | 40 | 14 | 25 |
| Joe Persichina | .320 | 25 | 8 | 9 |
| Colin Curtis | .314 | 35 | 11 | 17 |
| Jeff Larish | .269 | 52 | 14 | 24 |
| Josh Asanovich | .238 | 21 | 5 | 14 |
| Seth Dhaenens | .200 | 20 | 4 | 4 |
| Ryan McKenna | .200 | 10 | 2 | 3 |
| Nick Cadena | .188 | 16 | 3 | 3 |
| Totals | .322 | 366 | 118 | 177 |

Bases Loaded

| Player | Avg | AB | H | RBI |
|-----------------|-------------|-----------|-----------|-----------|
| Joel Bocchi | 1.000 | 1 | 1 | 2 |
| Travis Buck | .714 | 7 | 5 | 11 |
| Dustin Pedroia | .500 | 4 | 2 | 6 |
| Tuffy Gosewisch | .444 | 9 | 4 | 8 |
| Josh Asanovich | .400 | 5 | 2 | 7 |
| x-Frank Mesa | .333 | 3 | 1 | 2 |
| Colin Curtis | .250 | 8 | 2 | 5 |
| Jeff Larish | .250 | 8 | 2 | 5 |
| Joe Persichina | .250 | 4 | 1 | 4 |
| Nick Cadena | .000 | 2 | 0 | 0 |
| Zechry Zinicola | .000 | 2 | 0 | 1 |
| Totals | .339 | 59 | 20 | 52 |



Sun Devil Baseball 2004

Games With At Least One Hit

| | |
|------------|----------------|
| Asanovich | 12 of 17 games |
| Buck | 20 of 28 games |
| Bocchi | 9 of 14 games |
| Cadena | 6 of 21 games |
| Cook | 7 of 15 games |
| Curtis | 20 of 28 games |
| Dhaenens | 10 of 20 games |
| Gosewisch | 21 of 28 games |
| Holiday | 0 of 0 games |
| Larish | 20 of 26 games |
| McKenna | 3 of 10 games |
| Mesa | 6 of 14 games |
| Pedroia | 25 of 28 games |
| Persichina | 14 of 24 games |
| Walsh | 12 of 23 games |
| Zinicola | 9 of 12 games |

*must be an official at-bat to count

Games With An RBI

| | |
|------------|----------------|
| Asanovich | 7 of 17 games |
| Buck | 16 of 28 games |
| Bocchi | 4 of 14 games |
| Cadena | 5 of 21 games |
| Cook | 4 of 15 games |
| Curtis | 11 of 28 games |
| Dhaenens | 4 of 20 games |
| Gosewisch | 11 of 28 games |
| Holiday | 0 of 0 games |
| Larish | 13 of 26 games |
| McKenna | 2 of 10 games |
| Mesa | 5 of 14 games |
| Pedroia | 15 of 28 games |
| Persichina | 9 of 24 games |
| Walsh | 6 of 23 games |
| Zinicola | 8 of 12 games |

*may reflect walk with an RBI

Extra Base Hits

| | |
|------------|----|
| Pedroia | 21 |
| Buck | 15 |
| Larish | 13 |
| Curtis | 9 |
| Gosewisch | 7 |
| Cook | 5 |
| Asanovich | 5 |
| Persichina | 5 |
| Zinicola | 4 |
| Walsh | 3 |
| Bocchi | 3 |
| McKenna | 2 |
| Dhaenens | 2 |
| Cadena | 2 |
| Mesa | 1 |
| Holiday | 0 |

Home Run Breakdown

| | |
|---------------------|----|
| Total Home Runs | 27 |
| Solo Home Runs | 14 |
| 2-Run Home Runs | 10 |
| 3-Run Home Runs | 2 |
| Grand Slams | 1 |
| Back-to-Back | 0 |
| First Inning | 5 |
| Second Inning | 3 |
| Third Inning | 4 |
| Fourth Inning | 0 |
| Fifth Inning | 2 |
| Sixth Inning | 3 |
| Seventh Inning | 5 |
| Eighth Inning | 4 |
| Ninth Inning | 1 |
| Tenth or later | 0 |
| Pinch-Hit Home Runs | 0 |

Breaking Down the Bullpen:

| 2004 Season Bullpen Stats | | | | | | | 1st Batters | | | | | | | | |
|---------------------------|----|-------|-------|------|----|-------|-------------|---------------|------------------|-----|---|---|----|----|----|
| Pitcher | G | W-L-S | ERA | IP | H | R-ER | RI/S | Retired/Faced | Last Relief App. | IP | H | R | ER | BB | SO |
| Andes | 10 | 3-1-2 | 3.63 | 17.1 | 14 | 7-7 | 8/3 | 4/10 | 3/28 vs. UW | 0.1 | 1 | 2 | 2 | 0 | 0 |
| Averill | 10 | 2-0 | 4.85 | 29.2 | 24 | 16-16 | 9/3 | 5/10 | 3/26 vs. UW | 4.2 | 8 | 6 | 6 | 2 | 3 |
| Bordes | 2 | 0-0 | 12.46 | 4.1 | 9 | 6-6 | 2/0 | 2/2 | 3/20 vs. Cal | 2.1 | 6 | 4 | 4 | 1 | 1 |
| Blake | 7 | 1-0-1 | 4.91 | 14.2 | 17 | 10-8 | 6/4 | 2/7 | 3/20 vs. Cal | 4.1 | 2 | 0 | 0 | 3 | 4 |
| Bresnehan | 13 | 3-1-5 | 2.73 | 26.1 | 22 | 11-8 | 8/6 | 8/13 | 3/28 vs. UW (L) | 2.2 | 4 | 4 | 3 | 0 | 2 |
| Cassa | 5 | 0-0-1 | 7.56 | 8.1 | 9 | 8-7 | 9/4 | 3/5 | 3/28 vs. UW | 2.0 | 0 | 0 | 0 | 1 | 0 |
| Marotz | 7 | 0-0 | 6.23 | 8.2 | 11 | 7-6 | 9/3 | 3/7 | 3/20 vs. Cal | 0.1 | 1 | 2 | 1 | 1 | 0 |
| Webb | 5 | 0-0 | 5.40 | 3.1 | 7 | 9-2 | 4/2 | 4/5 | 3/20 vs. Cal | 0.1 | 5 | 8 | 1 | 2 | 0 |
| Zinicola | 4 | 1-1-1 | 5.14 | 7.0 | 9 | 5-4 | 0/0 | 3/4 | 2/29 vs. UConn | 2.0 | 4 | 3 | 2 | 2 | 2 |

RI = Runners Inherited S = Runners Scored

Charting The Bullpen:

| Opponent | Date | W-L-S | Pitchers | Inn. | IP | H | R-ER | BB | SO |
|---------------|------|-------|--------------------------------|------|-----|----|-------|----|----|
| Florida State | 2/6 | W | Zinicola | 8th | 2.0 | 1 | 0-0 | 1 | 2 |
| Florida State | 2/7 | W | Marotz/Cassa/Averill/Bresnehan | 1st | 8.1 | 7 | 3-3 | 5 | 5 |
| Florida State | 2/8 | S | Bresnehan/Blake/Andes | 6th | 4.0 | 3 | 5-3 | 8 | 8 |
| CS Northridge | 2/13 | W | Averill | 7th | 2.2 | 0 | 0-0 | 0 | 3 |
| Utah | 2/14 | --- | Marotz/Webb | 7th | 3.0 | 2 | 0-0 | 1 | 4 |
| Oklahoma | 2/15 | --- | Bresnehan/Andes/Bordes | 6th | 3.2 | 4 | 3-3 | 3 | 5 |
| Gonzaga | 2/16 | W/S | Bresnehan/Zinicola | 3rd | 7.0 | 6 | 0-0 | 1 | 11 |
| Lamar | 2/20 | L | Averill/Zinicola | 5th | 3.2 | 3 | 2-2 | 1 | 1 |
| Memphis | 2/21 | S | Blake | 7th | 3.0 | 1 | 0-0 | 0 | 0 |
| Arizona | 2/24 | S | Bresnehan | 7th | 3.0 | 0 | 0-0 | 1 | 5 |
| UConn | 2/27 | --- | Blake/Andes/Webb/Marotz | 6th | 4.0 | 3 | 2-2 | 8 | 5 |
| UConn | 2/28 | W | Bresnehan/Averill | 5th | 5.0 | 2 | 2-0 | 5 | 6 |
| UConn | 2/29 | --- | Averill/Zinicola/Marotz/Blake | 4th | 6.0 | 13 | 10-10 | 3 | 6 |
| ECU | 3/5 | W/S | Averill/Andes/Bresnehan | 6th | 3.2 | 5 | 3-3 | 0 | 3 |
| ECU | 3/6 | S | Bresnehan | 8th | 2.0 | 1 | 0-0 | 0 | 2 |
| ECU | 3/7 | W/S | Andes/Marotz/Blake/Cassa | 4th | 6.0 | 8 | 5-5 | 1 | 4 |
| Tulane | 3/12 | --- | Averill | 5th | 4.2 | 0 | 0-0 | 0 | 4 |
| Tulane | 3/13 | --- | Cassa/Andes | 6th | 3.1 | 4 | 2-2 | 1 | 1 |
| Tulane | 3/14 | W/S | Averill/Webb/Bresnehan | 5th | 4.2 | 3 | 1-1 | 1 | 2 |
| Okla. State | 3/16 | W/S | Andes/Bresnehan | 5th | 4.2 | 4 | 0-0 | 0 | 3 |
| Okla. State | 3/17 | W | Blake/Marotz/Webb | 3rd | 7.0 | 8 | 3-3 | 2 | 3 |
| California | 3/19 | L | Averill/Andes/Bresnehan | 4th | 6.0 | 9 | 7-7 | 1 | 4 |
| California | 3/20 | --- | Bordes/Marotz/Cassa/Webb/Blake | 2nd | 7.2 | 15 | 17-8 | 9 | 5 |
| California | 3/21 | --- | Bresnehan | 8th | 2.0 | 6 | 2-2 | 0 | 0 |
| Washington | 3/26 | --- | Averill | 5th | 4.2 | 8 | 6-6 | 2 | 3 |
| Washington | 3/27 | S | Andes | 7th | 3.0 | 1 | 0-0 | 0 | 3 |
| Washington | 3/28 | L | Cassa/Andes/Bresnehan | 5th | 5.0 | 5 | 6-5 | 1 | 2 |

Starters vs. The Bullpen

| | | | | | | | | |
|-------------------|----------|--------------|-----------|----------|----------|-----------|-----------|-----------|
| Starting Pitchers | 3.49 ERA | <u>W-L</u> | <u>IP</u> | <u>H</u> | <u>R</u> | <u>ER</u> | <u>BB</u> | <u>SO</u> |
| | | 11-4 | 131.1 | 112 | 65 | 51 | 65 | 116 |
| Relief Pitchers | 4.66 ERA | <u>W-L-S</u> | <u>IP</u> | <u>H</u> | <u>R</u> | <u>ER</u> | <u>BB</u> | <u>SO</u> |
| | | 10-3-10 | 119.2 | 122 | 79 | 62 | 54 | 101 |



Sun Devil Baseball 2004

Sun Devil Pitchers – Career Game-by-Game

Quentin Andes • RHP • #21

| 2004 | Opp | S/R | W/L | IP | H | R | ER | BB-SO |
|---------------|--------------|-----|-------|------|----|---|----|-------|
| 2/8 | FSU (#18) | R | S | 2.1 | 1 | 0 | 0 | 2-4 |
| 2/15 | OKLA | R | --- | 1.1 | 1 | 1 | 1 | 1-1 |
| 2/27 | UConn | R | --- | 1.0 | 1 | 1 | 1 | 3-2 |
| 3/5 | ECU (#18) | R | W | 0.2 | 1 | 0 | 0 | 0-0 |
| 3/7 | ECU (#18) | R | W | 1.2 | 2 | 1 | 1 | 1-2 |
| 3/13 | Tulane (#11) | R | --- | 2.2 | 1 | 0 | 0 | 1-1 |
| 3/16 | Okla State | R | W | 3.0 | 2 | 0 | 0 | 0-2 |
| 3/19 | Cal | R | L | 1.1 | 3 | 2 | 2 | 0-1 |
| 3/27 | Washington | R | S | 3.0 | 1 | 0 | 0 | 0-3 |
| 3/28 | Washington | R | --- | 0.1 | 2 | 2 | 2 | 0-0 |
| Season Totals | | 10 | 3-1-2 | 17.1 | 15 | 7 | 7 | 8-16 |

Pat Cassa • LHP • #26

| 2004 | Opp | S/R | W/L | IP | H | R | ER | BB-SO |
|---------------|--------------|-----|-------|------|----|----|----|-------|
| 2/7 | FSU (#18) | R | --- | 2.0 | 1 | 1 | 1 | 1-2 |
| 2/15 | OKLA | R | L | 5.1 | 5 | 3 | 3 | 1-2 |
| 2/21 | Memphis | S | W | 6.0 | 1 | 0 | 0 | 2-9 |
| 2/28 | UConn | S | --- | 4.0 | 5 | 3 | 1 | 3-4 |
| 3/7 | ECU (#18) | R | S | 3.1 | 4 | 2 | 2 | 0-2 |
| 3/13 | Tulane (#11) | R | --- | 0.2 | 3 | 2 | 2 | 0-0 |
| 3/16 | Okla. State | R | --- | 4.1 | 4 | 2 | 0 | 2-4 |
| 3/20 | California | R | --- | 0.1 | 1 | 3 | 2 | 2-0 |
| 3/28 | Washington | R | --- | 2.0 | 0 | 0 | 0 | 1-0 |
| Season Totals | | 9 | 1-1-1 | 28.0 | 24 | 16 | 11 | 12-23 |

Jason Urquidez • RHP • #34

| 2004 | Opp | S/R | W/L | IP | H | R | ER | BB-SO |
|---------------|--------------|-----|-----|------|----|----|----|-------|
| 2/8 | FSU (#18) | S | W | 5.0 | 6 | 1 | 1 | 3-9 |
| 2/14 | Utah | S | W | 6.0 | 3 | 0 | 0 | 2-7 |
| 2/22 | Rice (#1) | S | W | 9.0 | 3 | 1 | 1 | 2-7 |
| 2/29 | UConn | S | W | 3.0 | 3 | 1 | 1 | 1-1 |
| 3/6 | ECU (#18) | S | W | 7.0 | 5 | 4 | 3 | 3-4 |
| 3/12 | Tulane (#11) | S | W | 5.2 | 4 | 1 | 1 | 5-5 |
| 3/20 | California | S | L | 1.1 | 4 | 3 | 3 | 2-0 |
| 3/26 | Washington | S | L | 4.1 | 5 | 5 | 3 | 4-6 |
| Season Totals | | 8 | 6-2 | 41.1 | 33 | 16 | 13 | 22-39 |

Jeff Mouser • RHP • #35

| 2004 | Opp | S/R | W/L | IP | H | R | ER | BB-SO |
|---------------|--------------|-----|-----|------|----|----|----|-------|
| 2/6 | FSU (#18) | S | --- | 7.0 | 3 | 1 | 1 | 1-3 |
| 2/13 | CSUN | S | --- | 6.1 | 4 | 3 | 1 | 1-6 |
| 2/20 | Lamar | S | --- | 4.1 | 6 | 3 | 3 | 1-3 |
| 2/27 | UConn | S | W | 5.0 | 0 | 0 | 0 | 3-2 |
| 3/5 | ECU (#18) | S | --- | 5.1 | 5 | 3 | 3 | 5-1 |
| 3/12 | Tulane (#11) | S | L | 4.1 | 9 | 5 | 3 | 1-3 |
| 3/19 | Cal | S | --- | 3.0 | 4 | 2 | 2 | 2-1 |
| Season Totals | | 7 | 1-1 | 35.1 | 31 | 17 | 13 | 14-19 |

| 2003 | Opp | S/R | W/L | IP | H | R | ER | BB-SO |
|---------------|-------------|-----|-----|------|-----|----|----|-------|
| 1/30 | Arizona | S | W | 6.1 | 6 | 2 | 2 | 2-0 |
| 2/6 | ASU | S | --- | 5.2 | 7 | 5 | 3 | 1-3 |
| 2/15 | Cal Poly | S | W | 8.0 | 5 | 1 | 1 | 2-6 |
| 2/27 | Wash. State | S | W | 9.0 | 5 | 0 | 0 | 1-5 |
| 3/6 | TCU | S | --- | 4.0 | 10 | 5 | 2 | 2-2 |
| 3/13 | UNM | S | L | 4.0 | 11 | 13 | 13 | 2-4 |
| 3/20 | UNLV | S | L | 9.0 | 5 | 6 | 5 | 1-6 |
| 3/27 | Utah | S | --- | 2.0 | 2 | 2 | 2 | 1-4 |
| 4/3 | SDSU | S | L | 8.0 | 4 | 2 | 2 | 2-6 |
| 4/10 | Air Force | S | W | 8.0 | 8 | 2 | 2 | 1-8 |
| 4/17 | UNM | S | L | 5.0 | 9 | 6 | 6 | 1-3 |
| 4/24 | UNLV | S | L | 3.2 | 6 | 8 | 7 | 3-4 |
| 5/1 | Utah | S | W | 6.0 | 5 | 2 | 2 | 0-2 |
| 5/8 | SDSU | S | L | 5.2 | 13 | 9 | 8 | 1-2 |
| 5/15 | Air Force | S | --- | 3.2 | 8 | 8 | 7 | 1-2 |
| 5/22 | SDSU | S | L | 7.2 | 13 | 6 | 6 | 1-7 |
| Season Totals | | 16 | 5-7 | 95.2 | 117 | 77 | 68 | 22-73 |

| 2002 | Opp | S/R | W/L | IP | H | R | ER | BB-SO |
|---------------|-----------|-----|-----|------|-----|----|----|-------|
| 1/25 | TU | R | L | 3.0 | 4 | 4 | 3 | 2-4 |
| 1/31 | UCI | R | W | 7.2 | 2 | 0 | 0 | 3-6 |
| 2/4 | UCSB | R | --- | 2.0 | 5 | 4 | 3 | 2-1 |
| 2/12 | Stanford | R | --- | 1.1 | 1 | 0 | 0 | 0-1 |
| 2/15 | Pacific | R | --- | 0.2 | 1 | 1 | 1 | 0-1 |
| 2/21 | Hawaii | R | W | 5.0 | 2 | 0 | 0 | 2-6 |
| 3/12 | UNLV | S | W | 5.0 | 3 | 1 | 1 | 4-5 |
| 3/21 | SDSU | S | L | 3.2 | 10 | 13 | 2 | 3-4 |
| 3/29 | Air Force | S | W | 7.0 | 3 | 2 | 1 | 1-3 |
| 4/4 | Utah | S | W | 8.1 | 8 | 2 | 2 | 1-10 |
| 4/11 | UNM | S | W | 5.0 | 10 | 8 | 7 | 1-4 |
| 4/18 | SDSU | S | L | 3.0 | 7 | 6 | 6 | 5-4 |
| 4/25 | Air Force | S | W | 8.1 | 5 | 2 | 2 | 1-10 |
| 5/2 | UNLV | S | L | 4.0 | 13 | 7 | 6 | 2-3 |
| 5/9 | Utah | S | W | 6.0 | 10 | 4 | 4 | 2-3 |
| 5/16 | UNM | S | --- | 6.0 | 12 | 7 | 5 | 1-6 |
| 5/22 | Air Force | S | W | 6.0 | 7 | 3 | 3 | 2-1 |
| 5/25 | SDSU | R | --- | 0.1 | 0 | 0 | 0 | 1-0 |
| 5/31 | USC | S | --- | 8.0 | 6 | 4 | 3 | 5-1 |
| Season Totals | | 19 | 9-4 | 90.1 | 109 | 68 | 49 | 38-73 |

| 2001 | Opp | S/R | W/L | IP | H | R | ER | BB-SO |
|---------------|------------|-----|-----|------|----|----|----|-------|
| 2/3 | Fresno St. | R | --- | 3.0 | 3 | 0 | 0 | 1-0 |
| 2/9 | California | R | --- | 0.1 | 0 | 0 | 0 | 0-0 |
| 2/23 | Illinois | R | --- | 1.0 | 0 | 0 | 0 | 0-1 |
| 3/3 | UNM | R | --- | 2.0 | 2 | 0 | 0 | 1-2 |
| 3/9 | SDSU | R | --- | 0.2 | 1 | 0 | 0 | 0-1 |
| 3/22 | Air Force | S | --- | 2.0 | 5 | 4 | 4 | 1-0 |
| 4/2 | SUJ | S | W | 6.0 | 7 | 3 | 3 | 2-8 |
| 4/6 | Utah | S | --- | 2.1 | 5 | 5 | 4 | 0-3 |
| 4/16 | SUJ | S | --- | 4.1 | 10 | 8 | 6 | 1-5 |
| 4/20 | Utah | S | W | 4.2 | 4 | 2 | 2 | 0-6 |
| 5/4 | ORU | S | W | 6.0 | 3 | 0 | 0 | 4-4 |
| 5/17 | Utah | S | --- | 4.1 | 7 | 8 | 7 | 1-5 |
| Season Totals | | 12 | 3-0 | 36.2 | 47 | 30 | 26 | 11-35 |

2001-03 played at BYU

Zechry Zinicola • RHP • #37

| 2004 | Opp | S/R | W/L | IP | H | R | ER | BB-SO |
|---------------|-------------|-----|-------|------|----|----|----|-------|
| 2/6 | FSU (#18) | R | W | 2.0 | 1 | 0 | 0 | 1-2 |
| 2/16 | Gonzaga | R | S | 2.0 | 3 | 0 | 0 | 0-4 |
| 2/20 | Lamar | R | L | 1.0 | 2 | 2 | 2 | 1-1 |
| 2/29 | UConn | R | --- | 2.0 | 4 | 3 | 2 | 2-2 |
| 3/7 | ECU (#18) | S | --- | 3.0 | 1 | 0 | 0 | 1-3 |
| 3/17 | Okla. State | S | --- | 2.0 | 4 | 3 | 3 | 2-2 |
| 3/21 | California | S | W | 7.0 | 6 | 2 | 2 | 1-5 |
| 3/28 | Washington | S | --- | 4.0 | 3 | 2 | 1 | 1-3 |
| Season Totals | | 8 | 2-1-1 | 23.0 | 24 | 12 | 10 | 9-22 |

Pat Bresnehan • RHP • #40

| 2004 | Opp | S/R | W/L | IP | H | R | ER | BB-SO |
|---------------|--------------|-----|-------|------|----|----|----|-------|
| 2/7 | FSU (#18) | R | W | 0.2 | 0 | 0 | 0 | 0-0 |
| 2/8 | FSU (#18) | R | --- | 0.0 | 1 | 3 | 3 | 3-0 |
| 2/15 | OKLA | R | --- | 0.1 | 0 | 0 | 0 | 0-1 |
| 2/16 | Gonzaga | R | W | 5.0 | 4 | 0 | 0 | 1-7 |
| 2/24 | ARIZ (#16) | R | S | 3.0 | 0 | 0 | 0 | 1-5 |
| 2/28 | UConn | R | W | 4.0 | 2 | 2 | 0 | 4-5 |
| 3/5 | ECU (#18) | R | S | 1.0 | 0 | 0 | 0 | 0-1 |
| 3/6 | ECU (#18) | R | S | 2.0 | 1 | 0 | 0 | 0-2 |
| 3/14 | Tulane (#11) | R | S | 2.0 | 1 | 0 | 0 | 0-2 |
| 3/16 | Okla. State | R | S | 1.2 | 2 | 0 | 0 | 0-1 |
| 3/19 | California | R | --- | 2.0 | 1 | 0 | 0 | 1-1 |
| 3/21 | California | R | --- | 2.0 | 6 | 2 | 2 | 0-0 |
| 3/28 | Washington | R | L | 2.2 | 4 | 3 | 3 | 0-2 |
| Season Totals | | 13 | 3-1-5 | 26.1 | 22 | 10 | 8 | 10-27 |

Josh Blake • LHP • #41

| 2004 | Opp | S/R | W/L | IP | H | R | ER | BB-SO |
|---------------|-------------|-----|-------|------|----|----|----|-------|
| 2/8 | FSU (#18) | R | --- | 1.2 | 1 | 2 | 0 | 3-4 |
| 2/21 | Memphis | R | S | 3.0 | 0 | 0 | 0 | 0-0 |
| 2/27 | UConn | R | --- | 1.0 | 1 | 0 | 0 | 1-0 |
| 2/29 | UConn | R | --- | 1.0 | 6 | 4 | 4 | 0-0 |
| 3/7 | ECU (#18) | R | --- | 0.2 | 2 | 2 | 2 | 0-0 |
| 3/17 | Okla. State | R | W | 3.0 | 4 | 2 | 2 | 1-1 |
| 3/20 | California | R | --- | 4.1 | 2 | 0 | 0 | 3-4 |
| Season Totals | | 7 | 1-0-1 | 14.2 | 13 | 10 | 8 | 8-9 |

Erik Averill • LHP • #45

| 2004 | Opp | S/R | W/L | IP | H | R | ER | BB-SO |
|---------------|--------------|-----|-----|------|----|----|----|-------|
| 2/7 | FSU (#18) | R | --- | 5.0 | 4 | 1 | 1 | 3-3 |
| 2/13 | CSUN | R | W | 2.2 | 0 | 0 | 0 | 0-3 |
| 2/16 | Gonzaga | S | --- | 2.0 | 5 | 7 | 5 | 2-2 |
| 2/20 | Lamar | R | --- | 2.2 | 1 | 0 | 0 | 0-0 |
| 2/28 | UConn | R | --- | 1.0 | 0 | 0 | 0 | 1-1 |
| 2/29 | UConn | R | --- | 2.0 | 0 | 0 | 0 | 1-2 |
| 3/5 | ECU (#18) | R | --- | 2.0 | 4 | 3 | 3 | 0-2 |
| 3/12 | Tulane (#11) | R | --- | 4.2 | 0 | 0 | 0 | 0-4 |
| 3/14 | Tulane (#11) | R | W | 2.1 | 2 | 1 | 1 | 1-1 |
| 3/19 | Cal | R | --- | 2.2 | 5 | 5 | 5 | 0-2 |
| 3/26 | Washington | R | --- | 4.2 | 8 | 6 | 6 | 2-3 |
| Season Totals | | 11 | 2-0 | 31.2 | 29 | 23 | 21 | 9-23 |

| 2003 | Opp | S/R | W/L | IP | H | R | ER | BB-SO |
|----------------|------------|-----|-----|------|----|----|----|-------|
| 1/18 | UHH | S | W | 7.1 | 1 | 2 | 0 | 1-7 |
| 1/26 | SDSU | S | W | 4.0 | 1 | 0 | 0 | 0-4 |
| 2/2 | LBSU | S | W | 6.2 | 6 | 2 | 0 | 1-1 |
| 2/8 | BYU | S | --- | 2.1 | 6 | 4 | 4 | 1-1 |
| 2/17 | Gonzaga | R | --- | 2.0 | 4 | 3 | 3 | 2-2 |
| 2/21 | Dayton | R | --- | 2.0 | 0 | 1 | 0 | 1-1 |
| 2/28 | PSU | R | W | 5.2 | 3 | 0 | 0 | 0-6 |
| 3/6 | CSUN | S | W | 6.0 | 7 | 2 | 2 | 1-5 |
| 3/16 | Oklahoma | S | W | 5.0 | 3 | 1 | 0 | 2-3 |
| 3/22 | Stanford | S | --- | 4.0 | 7 | 2 | 2 | 0-5 |
| 3/29 | USC | S | --- | 6.0 | 7 | 5 | 5 | 0-3 |
| 4/7 | GCU | R | --- | 1.0 | 0 | 0 | 0 | 0-1 |
| 4/11 | California | S | W | 7.0 | 10 | 2 | 2 | 3-0 |
| 4/17 | UCLA | S | --- | 2.2 | 6 | 5 | 5 | 0-1 |
| 4/27 | WSU | R | --- | 1.0 | 0 | 0 | 0 | 1-0 |
| 4/30 | Oklahoma | S | --- | 3.0 | 4 | 2 | 2 | 2-2 |
| 5/17 | Washington | S | L | 5.0 | 5 | 5 | 5 | 1-4 |
| 5/24 | Arizona | S | W | 7.0 | 7 | 0 | 0 | 1-6 |
| 6/1 | UNLV | R | --- | 2.0 | 1 | 0 | 0 | 0-1 |
| 6/6 | CSF | S | L | 6.1 | 9 | 5 | 5 | 1-8 |
| Season Totals: | | 20 | 8-2 | 86.0 | 87 | 41 | 35 | 18-61 |

Ty Marotz • RHP • #47

| 2004 | Opp | S/R | W/L | IP | H | R | ER | BB-SO |
|------|-----------|-----|-----|-----|---|---|----|-------|
| 2/7 | FSU (#18) | R | --- | 0.2 | 2 | 1 | 1 | 1-0 |

Sun Devil Baseball 2004

Sun Devil Miscellaneous Hitting Statistics

| Stats By Position | | | Stats By Order | | | Record By Margin | | | | Big Innings | |
|-------------------|----|-----|----------------|----|-----|------------------|-------|------|-----|-------------|-----|
| Pos. | HR | RBI | Pos. | HR | RBI | No. | Total | H | A | Runs | No. |
| C | 1 | 16 | 1 | 5 | 28 | 1R | 4-1 | 4-0 | 0-1 | 2 | 21 |
| 1B | 3 | 16 | 2 | 6 | 38 | 2R | 3-3 | 2-3 | 1-0 | 3 | 16 |
| 2B | 1 | 22 | 3 | 2 | 25 | 3R | 1-0 | 1-0 | 0-0 | 4 | 6 |
| 3B | 0 | 7 | 4 | 3 | 25 | 4R | 3-0 | 3-0 | 0-0 | 5 | 4 |
| SS | 5 | 28 | 5 | 4 | 20 | 5R | 1-0 | 1-0 | 0-0 | 6 | 3 |
| LF | 2 | 25 | 6 | 2 | 20 | 6R | 1-1 | 1-0 | 0-1 | 7 | 3 |
| CF | 4 | 23 | 7 | 2 | 18 | 7R | 2-0 | 1-0 | 1-0 | 8 | 0 |
| RF | 7 | 36 | 8 | 1 | 16 | 8R | 1-0 | 1-0 | 0-0 | 9 | 0 |
| DH | 4 | 26 | 9 | 0 | 15 | 9R | 0-0 | 0-0 | 0-0 | 10+ | 0 |
| PH | 0 | 6 | Tot. | 27 | 205 | 10+R | 5-2 | 3-2 | 2-0 | Tot. | 53 |
| Tot. | 27 | 205 | | | | Tot. | 21-7 | 17-5 | 4-2 | | |

'A' includes neutral

How the Sun Devils Have Scored:

| 0-Out Runs | 1-Out Runs | 2-Out Runs | Total Runs | Two-Out RBI |
|------------|------------|------------|------------|-------------|
| 33 | 91 | 101 | 225 | 91 |

Home Runs By ASU (27)

| Player | Date | Opp. | Pitcher | Runners |
|------------|------|---------|-----------|---------|
| Curtis | 2/7 | FSU | James | Solo |
| Pedroia | 2/20 | Lamar | Rinando | Solo |
| Curtis | 2/21 | Memphis | Hankins | Solo |
| Persichina | 2/21 | Memphis | Kines | Solo |
| Buck | 2/22 | Rice | Niemann | 2-run |
| Curtis | 2/27 | UConn | Hourigan | 3-run |
| Buck | 2/27 | UConn | Potvin | 2-run |
| Pedroia | 2/28 | UConn | James | GS |
| Zinicola | 2/28 | UConn | Norton | 2-run |
| Curtis | 2/28 | UConn | Gary | 2-run |
| Larish | 2/29 | UConn | Tucci | 2-run |
| Buck | 2/29 | UConn | McGinn | 2-run |
| Buck | 3/5 | ECU | Taylor | Solo |
| Gosewisch | 3/5 | ECU | Taylor | Solo |
| Zinicola | 3/5 | ECU | Flye | 2-run |
| Pedroia | 3/6 | ECU | Bunn | Solo |
| Buck | 3/6 | ECU | Harrell | Solo |
| Buck | 3/7 | ECU | Brooks | Solo |
| Buck | 3/12 | Tulane | Latham | 2-run |
| Pedroia | 3/13 | Tulane | Crowel | Solo |
| Pedroia | 3/13 | Tulane | Charron | Solo |
| Cadena | 3/20 | Cal | Swanson | Solo |
| Cook | 3/20 | Cal | Swanson | Solo |
| Asanovich | 3/21 | Cal | Crist | 3-run |
| Pedroia | 3/27 | UW | Everitt | Solo |
| Buck | 3/28 | UW | Baysinger | 2-run |
| Cadena | 3/28 | UW | Baysinger | Solo |

Home Runs By Opponents (20)

| Player | Date | Team | Pitcher | Runners |
|------------|------|-------|-----------|------------|
| Martinez | 2/7 | FSU | Bordes | 2-run |
| Smith | 2/7 | FSU | Bordes | 3-run |
| Drew | 2/7 | FSU | Marotz | Solo |
| Martinez | 2/7 | FSU | Cassa | Solo |
| Thornton | 2/15 | OKLA | Andes | 2-run |
| Cantu | 2/20 | Lamar | Mousser | Solo |
| D'Argento | 2/29 | UConn | Urquidez | Solo |
| Mocerino | 2/29 | UConn | Marotz | 3-run |
| Jones | 3/5 | ECU | Averill | 3-run |
| Norwood | 3/6 | ECU | Urquidez | 2-run |
| T. Lawhorn | 3/6 | ECU | Urquidez | Solo |
| Norwood | 3/7 | ECU | Andes | Solo |
| Grace | 3/7 | ECU | Cassa | 3-run |
| Nelson | 3/20 | Cal | Urquidez | 2-run |
| Horwitz | 3/21 | Cal | Zinicola | Solo |
| Horwitz | 3/21 | Cal | Bresnehan | Solo |
| Otness | 3/26 | UW | Urquidez | 2-run |
| Clem | 3/26 | UW | Averill | 2-run |
| Larsen | 3/26 | UW | Averill | Solo |
| Clem | 3/28 | UW | Bresnehan | Grand Slam |

Series Pitching Breakdown:

| | W-L | ERA | IP | H | R | ER | BB | SO |
|---------------|-----|------|------|----|----|----|----|----|
| Florida State | 3-0 | 4.67 | 27.0 | 24 | 16 | 14 | 21 | 29 |
| Surprise | 2-1 | 2.33 | 27.0 | 18 | 9 | 7 | 7 | 27 |
| Rice Tourney | 2-1 | 2.08 | 26.0 | 14 | 6 | 6 | 6 | 20 |
| UConn | 3-0 | 4.33 | 27.0 | 26 | 18 | 13 | 23 | 24 |
| ECU | 3-0 | 4.67 | 27.0 | 25 | 15 | 14 | 10 | 17 |
| Tulane | 2-1 | 2.33 | 27.0 | 23 | 9 | 7 | 11 | 22 |
| Okla. St. | 2-0 | 3.00 | 18.0 | 20 | 8 | 6 | 6 | 12 |
| California | 1-2 | 7.33 | 27.0 | 44 | 33 | 22 | 15 | 15 |
| Washington | 1-2 | 6.33 | 27.0 | 26 | 23 | 19 | 13 | 23 |
| USC | 0-0 | 0.00 | 0.0 | 0 | 0 | 0 | 0 | 0 |
| ORU | 0-0 | 0.00 | 0.0 | 0 | 0 | 0 | 0 | 0 |
| UCLA | 0-0 | 0.00 | 0.0 | 0 | 0 | 0 | 0 | 0 |
| Wash. St. | 0-0 | 0.00 | 0.0 | 0 | 0 | 0 | 0 | 0 |
| Wichita St. | 0-0 | 0.00 | 0.0 | 0 | 0 | 0 | 0 | 0 |
| NMSU | 0-0 | 0.00 | 0.0 | 0 | 0 | 0 | 0 | 0 |
| OSU | 0-0 | 0.00 | 0.0 | 0 | 0 | 0 | 0 | 0 |
| Arizona | 0-0 | 0.00 | 0.0 | 0 | 0 | 0 | 0 | 0 |
| Stanford | 0-0 | 0.00 | 0.0 | 0 | 0 | 0 | 0 | 0 |

Series Batting Breakdown:

| | AVG | AB | R | H | RBI | 2B-3B-HR | BB-SO |
|---------------|------|-----|----|----|-----|----------|-------|
| Florida State | .269 | 108 | 24 | 29 | 24 | 13-0-1 | 23-18 |
| Surprise | .287 | 101 | 24 | 29 | 18 | 8-0-0 | 23-21 |
| Rice Tourney | .250 | 92 | 14 | 23 | 11 | 4-0-4 | 12-24 |
| UConn | .442 | 120 | 52 | 53 | 51 | 11-1-7 | 27-14 |
| ECU | .326 | 89 | 20 | 29 | 20 | 5-0-6 | 18-13 |
| Tulane | .283 | 99 | 19 | 28 | 19 | 5-0-3 | 17-15 |
| Okla. St. | .377 | 77 | 19 | 29 | 18 | 7-0-0 | 10-14 |
| California | .309 | 110 | 23 | 34 | 20 | 8-0-3 | 11-19 |
| Washington | .276 | 98 | 16 | 27 | 12 | 3-0-3 | 19-12 |
| USC | .000 | 0 | 0 | 0 | 0 | 0-0-0 | 0-0 |
| ORU | .000 | 0 | 0 | 0 | 0 | 0-0-0 | 0-0 |
| UCLA | .000 | 0 | 0 | 0 | 0 | 0-0-0 | 0-0 |
| Wash. St. | .000 | 0 | 0 | 0 | 0 | 0-0-0 | 0-0 |
| Wichita St. | .000 | 0 | 0 | 0 | 0 | 0-0-0 | 0-0 |
| NMSU | .000 | 0 | 0 | 0 | 0 | 0-0-0 | 0-0 |
| OSU | .000 | 0 | 0 | 0 | 0 | 0-0-0 | 0-0 |
| Arizona | .000 | 0 | 0 | 0 | 0 | 0-0-0 | 0-0 |
| Stanford | .000 | 0 | 0 | 0 | 0 | 0-0-0 | 0-0 |

Pinch-Hitting Statistics:

| Player | AB | AVG | H | 2B | 3B | HR | RBI |
|--------------|----|-------|----|----|----|----|-----|
| Asanovich | 1 | 1.000 | 1 | 0 | 0 | 0 | 0 |
| Bocchi | 3 | .667 | 2 | 0 | 0 | 0 | 0 |
| Walsh | 6 | .333 | 2 | 1 | 0 | 0 | 2 |
| Cook | 8 | .250 | 2 | 2 | 0 | 0 | 2 |
| McKenna | 7 | .143 | 1 | 0 | 0 | 0 | 1 |
| Cadena | 17 | .176 | 3 | 0 | 0 | 0 | 0 |
| Zinicola | 2 | .000 | 0 | 0 | 0 | 0 | 1 |
| Mesa | 2 | .000 | 0 | 0 | 0 | 0 | 0 |
| Cosentino | 1 | .000 | 0 | 0 | 0 | 0 | 0 |
| Dhaenens | 0 | .000 | 0 | 0 | 0 | 0 | 0 |
| Schoenberger | 3 | .000 | 0 | 0 | 0 | 0 | 0 |
| Totals: | 51 | .216 | 11 | 3 | 0 | 0 | 6 |

Batted Around (14):

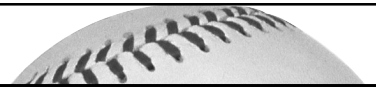
| At-Bats | Opponent | Inning | Date |
|---------|---------------|--------|------|
| 9 | Florida State | 4th | 2/8 |
| 9 | CS Northridge | 7th | 2/13 |
| 12 | CS Northridge | 8th | 2/13 |
| 9 | Utah | 5th | 2/14 |
| 11 | Gonzaga | 1st | 2/16 |
| 11 | UConn | 3rd | 2/27 |
| 10 | UConn | 3rd | 2/28 |
| 10 | UConn | 5th | 2/28 |
| 9 | UConn | 6th | 2/28 |
| 9 | UConn | 2nd | 2/29 |
| 9 | UConn | 3rd | 2/29 |
| 9 | UConn | 4th | 2/29 |
| 9 | California | 1st | 3/19 |
| 9 | Washington | 3rd | 3/27 |

Game Winning RBI:

| | |
|------------|---|
| Buck | 5 |
| Gosewisch | 3 |
| Persichina | 3 |
| Pedroia | 2 |
| Curtis | 1 |
| Zinicola | 1 |
| Larish | 1 |
| Zinicola | 1 |
| Walsh | 1 |
| Cook | 1 |
| Bocchi | 1 |



Sun Devil Baseball 2004



Starting Lineups By Batting Order

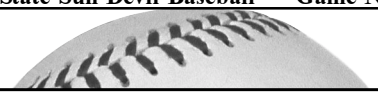
| Date | Opponent | No. (Time) | Record | 1 | 2 | 3 | 4 | 5 | 6 | 7 | 8 | 9 |
|------|---------------|------------|--------|---------|--------|--------|-----------|-----------|------------|------------|------------|------------|
| 2/6 | Florida State | 1 (1) | 1-0 | Pedroia | Larish | Buck | Gosewisch | Mesa | Asanovich | Persichina | Curtis | Walsh |
| 2/7 | Florida State | 2 (1) | 1-0 | Pedroia | Larish | Buck | Gosewisch | Mesa | McKenna | Asanovich | Curtis | Persichina |
| 2/8 | Florida State | 3 (1) | 1-0 | Pedroia | Buck | Larish | Cadena | Gosewisch | Curtis | Asanovich | Persichina | Mesa |
| 2/13 | CS Northridge | 4(1) | 1-0 | Pedroia | Buck | Larish | Bocchi | Mesa | Gosewisch | Curtis | Asanovich | Persichina |
| 2/14 | Utah | 4(2) | 2-0 | Pedroia | Buck | Larish | Bocchi | Mesa | Gosewisch | Curtis | Asanovich | Persichina |
| 2/15 | Oklahoma | 5 (1) | 0-1 | Pedroia | Buck | Larish | Bocchi | Cook | Gosewisch | Curtis | Asanovich | Mesa |
| 2/16 | Gonzaga | 4 (3) | 3-0 | Pedroia | Buck | Larish | Bocchi | Mesa | Gosewisch | Curtis | Asanovich | Persichina |
| 2/20 | Lamar | 6 (1) | 0-1 | Pedroia | Buck | Larish | Bocchi | Gosewisch | Curtis | Persichina | Asanovich | Dhaenens |
| 2/21 | Memphis | 7 (1) | 1-0 | Pedroia | Buck | Larish | Zinicola | Curtis | Persichina | Gosewisch | Dhaenens | Walsh |
| 2/22 | Rice | 8 (1) | 1-0 | Pedroia | Buck | Larish | Bocchi | Curtis | Persichina | Gosewisch | Dhaenens | Walsh |
| 2/24 | Arizona | 9 (1) | 1-0 | Pedroia | Buck | Larish | Zinicola | Curtis | Persichina | Gosewisch | Mesa | Walsh |
| 2/27 | UConn | 9 (2) | 2-0 | Pedroia | Buck | Larish | Zinicola | Curtis | Persichina | Gosewisch | Mesa | Walsh |
| 2/28 | UConn | 10 (1) | 1-0 | Pedroia | Buck | Larish | Zinicola | Curtis | Persichina | Gosewisch | Walsh | Dhaenens |
| 2/29 | UConn | 11 (1) | 1-0 | Pedroia | Buck | Larish | Cadena | Curtis | Cook | Gosewisch | Dhaenens | Asanovich |
| 3/5 | ECU | 12 (1) | 1-0 | Pedroia | Buck | Larish | Zinicola | Gosewisch | Cook | Curtis | Asanovich | Mesa |
| 3/6 | ECU | 13 (1) | 1-0 | Pedroia | Buck | Larish | McKenna | Curtis | Persichina | Gosewisch | Walsh | Mesa |
| 3/7 | ECU | 14 (1) | 1-0 | Pedroia | Buck | Larish | Bocchi | Curtis | Persichina | Gosewisch | Walsh | Dhaenens |
| 3/12 | Tulane | 14 (2) | 1-1 | Pedroia | Buck | Larish | Bocchi | Curtis | Persichina | Gosewisch | Walsh | Dhaenens |
| 3/13 | Tulane | 15 (1) | 1-0 | Pedroia | Walsh | Buck | Larish | Gosewisch | Curtis | Persichina | Cadena | Dhaenens |
| 3/14 | Tulane | 15 (2) | 2-0 | Pedroia | Walsh | Buck | Larish | Gosewisch | Curtis | Persichina | Cadena | Dhaenens |
| 3/16 | Okla. State | 16 (1) | 1-0 | Pedroia | Walsh | Buck | Larish | Zinicola | Curtis | Persichina | Gosewisch | Dhaenens |
| 3/17 | Okla. State | 17 (1) | 1-0 | Pedroia | Buck | Larish | Cook | Curtis | Bocchi | Gosewisch | Asanovich | Dhaenens |
| 3/19 | California | 18 (1) | 0-1 | Pedroia | Buck | Larish | Zinicola | Curtis | Persichina | Walsh | Gosewisch | Dhaenens |
| 3/20 | California | 19 (1) | 0-1 | Pedroia | Walsh | Buck | Zinicola | Curtis | Persichina | Gosewisch | McKenna | Dhaenens |
| 3/21 | California | 20 (1) | 1-0 | Pedroia | Buck | Curtis | Bocchi | Cook | Cadena | Asanovich | Gosewisch | Dhaenens |
| 3/26 | Washington | 21 (1) | 0-1 | Pedroia | Buck | Curtis | Zinicola | Larish | Gosewisch | Persichina | Asanovich | Dhaenens |
| 3/27 | Washington | 22 (1) | 1-0 | Pedroia | Walsh | Buck | Larish | Zinicola | Curtis | Gosewisch | Persichina | Dhaenens |
| 3/28 | Washington | 23 (1) | 0-1 | Pedroia | Walsh | Buck | Larish | Curtis | Gosewisch | Bocchi | Persichina | Dhaenens |
| 4/2 | USC | | | | | | | | | | | |
| 4/3 | USC | | | | | | | | | | | |
| 4/4 | USC | | | | | | | | | | | |
| 4/8 | Oral Roberts | | | | | | | | | | | |
| 4/9 | Oral Roberts | | | | | | | | | | | |
| 4/10 | Oral Roberts | | | | | | | | | | | |
| 4/12 | Arizona | | | | | | | | | | | |
| 4/16 | UCLA | | | | | | | | | | | |
| 4/17 | UCLA | | | | | | | | | | | |
| 4/18 | UCLA | | | | | | | | | | | |
| 4/23 | Wash. State | | | | | | | | | | | |
| 4/24 | Wash. State | | | | | | | | | | | |
| 4/25 | Wash. State | | | | | | | | | | | |
| 4/27 | Wichita St. | | | | | | | | | | | |
| 4/28 | Wichita St. | | | | | | | | | | | |
| 5/3 | NMSU | | | | | | | | | | | |
| 5/4 | NMSU | | | | | | | | | | | |
| 5/14 | Oregon St. | | | | | | | | | | | |
| 5/15 | Oregon St. | | | | | | | | | | | |
| 5/16 | Oregon St. | | | | | | | | | | | |
| 5/18 | New Mexico | | | | | | | | | | | |
| 5/19 | NMSU | | | | | | | | | | | |
| 5/21 | Arizona | | | | | | | | | | | |
| 5/22 | Arizona | | | | | | | | | | | |
| 5/23 | Arizona | | | | | | | | | | | |
| 5/28 | Stanford | | | | | | | | | | | |
| 5/29 | Stanford | | | | | | | | | | | |
| 5/30 | Stanford | | | | | | | | | | | |

Total Number of Different Batting Lineups: 23

Most Common Lineup by Batting Order: #4 (3 times)



Sun Devil Baseball 2004



Starting Lineups By Defensive Lineup

| Date | Opponent | No. (Time) | Record | C | 1B | 2B | 3B | SS | LF | CF | RF | DH |
|------|---------------|------------|--------|-----------|------------|-----------|----------|---------|---------|--------|------|----------|
| 2/6 | Florida State | 1 (1) | 1-0 | Gosewisch | Persichina | Asanovich | Mesa | Pedroia | Larish | Curtis | Buck | Walsh |
| 2/7 | Florida State | 2 (1) | 1-0 | Gosewisch | Persichina | Asanovich | Mesa | Pedroia | Larish | Curtis | Buck | McKenna |
| 2/8 | Florida State | 3 (1) | 1-0 | Gosewisch | Persichina | Asanovich | Mesa | Pedroia | Larish | Curtis | Buck | Cadena |
| 2/13 | CS Northridge | 4 (1) | 1-0 | Gosewisch | Persichina | Asanovich | Mesa | Pedroia | Larish | Curtis | Buck | Bocchi |
| 2/14 | Utah | 4 (2) | 2-0 | Gosewisch | Persichina | Asanovich | Mesa | Pedroia | Larish | Curtis | Buck | Bocchi |
| 2/15 | Oklahoma | 5 (1) | 0-1 | Gosewisch | Cook | Asanovich | Mesa | Pedroia | Larish | Curtis | Buck | Bocchi |
| 2/16 | Gonzaga | 4 (3) | 3-0 | Gosewisch | Persichina | Asanovich | Mesa | Pedroia | Larish | Curtis | Buck | Bocchi |
| 2/20 | Lamar | 6 (1) | 0-1 | Gosewisch | Persichina | Asanovich | Dhaenens | Pedroia | Larish | Curtis | Buck | Bocchi |
| 2/21 | Memphis | 7 (1) | 1-0 | Gosewisch | Persichina | Walsh | Dhaenens | Pedroia | Larish | Curtis | Buck | Zinicola |
| 2/22 | Rice | 8 (1) | 1-0 | Gosewisch | Persichina | Walsh | Dhaenens | Pedroia | Larish | Curtis | Buck | Bocchi |
| 2/24 | Arizona | 9 (1) | 1-0 | Gosewisch | Persichina | Walsh | Mesa | Pedroia | Larish | Curtis | Buck | Zinicola |
| 2/27 | UConn | 9 (2) | 2-0 | Gosewisch | Persichina | Walsh | Mesa | Pedroia | Larish | Curtis | Buck | Zinicola |
| 2/28 | UConn | 7 (2) | 2-0 | Gosewisch | Persichina | Walsh | Dhaenens | Pedroia | Larish | Curtis | Buck | Zinicola |
| 2/29 | UConn | 10 (1) | 1-0 | Gosewisch | Cook | Asanovich | Dhaenens | Pedroia | Larish | Curtis | Buck | Cadena |
| 3/5 | ECU | 11 (1) | 1-0 | Gosewisch | Cook | Asanovich | Mesa | Pedroia | Larish | Curtis | Buck | Zinicola |
| 3/6 | ECU | 12 (1) | 1-0 | Gosewisch | Persichina | Walsh | Mesa | Pedroia | Larish | Curtis | Buck | McKenna |
| 3/7 | ECU | 13 (1) | 1-0 | Gosewisch | Persichina | Walsh | Dhaenens | Pedroia | Larish | Curtis | Buck | Bocchi |
| 3/12 | Tulane | 13 (2) | 1-1 | Gosewisch | Persichina | Walsh | Dhaenens | Pedroia | Larish | Curtis | Buck | Bocchi |
| 3/13 | Tulane | 14 (1) | 1-0 | Gosewisch | Persichina | Walsh | Dhaenens | Pedroia | Larish | Curtis | Buck | Cadena |
| 3/14 | Tulane | 14 (2) | 2-0 | Gosewisch | Persichina | Walsh | Dhaenens | Pedroia | Larish | Curtis | Buck | Cadena |
| 3/16 | Okla. State | 7 (3) | 3-0 | Gosewisch | Persichina | Walsh | Dhaenens | Pedroia | Larish | Curtis | Buck | Zinicola |
| 3/17 | Okla. State | 15 (1) | 1-0 | Gosewisch | Cook | Asanovich | Dhaenens | Pedroia | Larish | Curtis | Buck | Bocchi |
| 3/19 | California | 8 (4) | 3-1 | Gosewisch | Persichina | Walsh | Dhaenens | Pedroia | Larish | Curtis | Buck | Zinicola |
| 3/20 | California | 16 (1) | 0-1 | Gosewisch | Persichina | Walsh | Dhaenens | Pedroia | McKenna | Curtis | Buck | Zinicola |
| 3/21 | California | 17 (1) | 1-0 | Gosewisch | Cook | Asanovich | Dhaenens | Pedroia | Cadena | Curtis | Buck | Bocchi |
| 3/26 | Washington | 18 (1) | 0-1 | Gosewisch | Persichina | Asanovich | Dhaenens | Pedroia | Larish | Curtis | Buck | Zinicola |
| 3/27 | Washington | 8 (5) | 4-1 | Gosewisch | Persichina | Walsh | Dhaenens | Pedroia | Larish | Curtis | Buck | Zinicola |
| 3/28 | Washington | 13 (3) | 1-2 | Gosewisch | Persichina | Walsh | Dhaenens | Pedroia | Larish | Curtis | Buck | Bocchi |
| 4/2 | USC | | | | | | | | | | | |
| 4/3 | USC | | | | | | | | | | | |
| 4/4 | USC | | | | | | | | | | | |
| 4/8 | Oral Roberts | | | | | | | | | | | |
| 4/9 | Oral Roberts | | | | | | | | | | | |
| 4/10 | Oral Roberts | | | | | | | | | | | |
| 4/12 | Arizona | | | | | | | | | | | |
| 4/16 | UCLA | | | | | | | | | | | |
| 4/17 | UCLA | | | | | | | | | | | |
| 4/18 | UCLA | | | | | | | | | | | |
| 4/23 | Wash. State | | | | | | | | | | | |
| 4/24 | Wash. State | | | | | | | | | | | |
| 4/25 | Wash. State | | | | | | | | | | | |
| 4/27 | Wichita St. | | | | | | | | | | | |
| 4/28 | Wichita St. | | | | | | | | | | | |
| 5/3 | NMSU | | | | | | | | | | | |
| 5/4 | NMSU | | | | | | | | | | | |
| 5/14 | Oregon St. | | | | | | | | | | | |
| 5/15 | Oregon St. | | | | | | | | | | | |
| 5/16 | Oregon St. | | | | | | | | | | | |
| 5/18 | New Mexico | | | | | | | | | | | |
| 5/19 | NMSU | | | | | | | | | | | |
| 5/21 | Arizona | | | | | | | | | | | |
| 5/22 | Arizona | | | | | | | | | | | |
| 5/23 | Arizona | | | | | | | | | | | |
| 5/28 | Stanford | | | | | | | | | | | |
| 5/29 | Stanford | | | | | | | | | | | |
| 5/30 | Stanford | | | | | | | | | | | |

Total Number of Different Defensive Lineups: 18

Most Common Lineup by Defense: #8 (5 times)



Sun Devil Baseball 2004

Game-by-Game Capsules:

GAME 1

#10 SUN DEVILS 2, #18 Florida State 1

Feb. 6, 2004 at Packard Stadium

| | <u>1</u> | <u>2</u> | <u>3</u> | <u>4</u> | <u>5</u> | <u>6</u> | <u>7</u> | <u>8</u> | <u>9</u> | | <u>R</u> | <u>H</u> | <u>E</u> |
|-----|----------|----------|----------|----------|----------|----------|----------|----------|----------|---|----------|----------|----------|
| FSU | 0 | 0 | 1 | 0 | 0 | 0 | 0 | 0 | 0 | - | 1 | 4 | 2 |
| ASU | 0 | 0 | 0 | 0 | 0 | 0 | 0 | 0 | 2 | - | 2 | 7 | 0 |

W: Zinicola (1-0); L: Lynch (1-1); S: None

HR: None

Time: 2:50 Attendance: 3,087 Record: 1-0

HIGHLIGHTS: Junior catcher Tuffy Gosewisch drilled a two-out, two-run double with the bases loaded in the bottom of the ninth inning to give ASU a 2-1 victory over No. 18 FSU. The Devils had their NCAA record consecutive games scoring streak extended to 502 games with the clutch double and gave ASU an 26-2 record in season openers dating back to 1977. Starter Jeff Mousser and freshman reliever Zechry Zinicola combined to limit the Seminoles to only four singles and one run in the contest. Zinicola picked up the win in his collegiate debut with two shutout innings. Gosewisch was the offensive hero, going 2-for-4 with two doubles and Dustin Pedroia was 2-for-5 with a double and a stolen base.

GAME 2

#10 SUN DEVILS 10, #18 Florida State 9

Feb. 7, 2004 at Packard Stadium

| | <u>1</u> | <u>2</u> | <u>3</u> | <u>4</u> | <u>5</u> | <u>6</u> | <u>7</u> | <u>8</u> | <u>9</u> | | <u>R</u> | <u>H</u> | <u>E</u> |
|-----|----------|----------|----------|----------|----------|----------|----------|----------|----------|---|----------|----------|----------|
| FSU | 6 | 1 | 0 | 1 | 1 | 0 | 0 | 0 | 0 | - | 9 | 11 | 2 |
| ASU | 0 | 1 | 3 | 1 | 0 | 1 | 0 | 1 | 3 | - | 10 | 12 | 0 |

W: Bresnehan (1-0); L: Lynch (1-2); S: None

HR: Curtis (1)

Time: 3:08 Attendance: 3,220 Record: 2-0

HIGHLIGHTS: For the second straight game, ASU pulled off the unbelievable, scoring three runs in the bottom of the ninth inning to earn a 10-9 victory over Florida State. Freshman Colin Curtis was 3-for-5 with four RBI, a solo home run and a two-run double in the ninth that tied the game at 9-9. Classmate Joe Persichina also had three hits, including the game-winner with a single to score Curtis with two outs in the ninth. After spotting FSU a 6-0 lead after the first, ASU's pitching calmed down to limit the Seminoles to only two runs over the final six innings. Sophomore Erik Averill gave up one run in five innings and freshman Pat Bresnehan picked up the win.

GAME 3

#10 SUN DEVILS 12, #18 Florida State 6

Feb. 8, 2004 at Packard Stadium

| | 1 | 2 | 3 | 4 | 5 | 6 | 7 | 8 | 9 | | R | H | E |
|-----|---|---|---|---|---|---|---|---|---|---|----|----|---|
| FSU | 0 | 0 | 1 | 0 | 0 | 3 | 2 | 0 | 0 | - | 6 | 9 | 2 |
| ASU | 3 | 0 | 0 | 4 | 1 | 1 | 3 | 0 | x | - | 12 | 10 | 1 |

W: Urquidez (1-0); L: Sauls (0-1); S: Andes (1)

HR: None

Time: 3:29 Attendance: 3,386 Record: 3-0

HIGHLIGHTS: Sophomore Travis Buck was 3-for-3 with four RBI and starting pitcher Jason Urquidez registered nine strikeouts in five innings to lead the No. 10 Sun Devils to a series sweep over Florida State with a 12-6 win Sunday in front of 3,386 at Packard Stadium. Dustin Pedroia also added two doubles and three runs scored as the Devils earned their first ever sweep of the Seminoles and are off to a 3-0 start for the third straight year. Urquidez, a JC transfer from Central Arizona College, struck out five of the first eight batters he faced and went on to scatter six hits and allow only one run in five innings. Freshmen Josh Blake and Quentin Andes combined for eight strikeouts in the final four innings. Andes earned the save, allowing only one hit in 2.1 IP.

GAME 4

#7 SUN DEVILS 13, CS Northridge 3

Feb. 13, 2004 at Surprise Stadium

| | 1 | 2 | 3 | 4 | 5 | 6 | 7 | 8 | 9 | | R | H | E |
|------|----------|----------|----------|----------|----------|----------|----------|----------|----------|---|----------|----------|----------|
| CSUN | 0 | 1 | 1 | 0 | 0 | 0 | 1 | 0 | 0 | - | 3 | 4 | 4 |
| ASU | 1 | 0 | 0 | 1 | 0 | 1 | 3 | 7 | x | - | 13 | 13 | 3 |

W: Averill (1-0); L: Hochgesang (0-1); S: None

HR: None

Time: 3:20 Attendance: 892 Record: 4-0

HIGHLIGHTS: Junior shortstop Dustin Pedroia was 3-for-4 with a pair of doubles to lead ASU to a 13-3 victory over Cal State Northridge on Friday night in the third game of the 2004 Coca-Cola Surprise Spring Training Classic at Surprise Stadium. The Devils broke open a 3-3 game with a three-run seventh and a seven-run eighth. Colin Curtis added three hits and lefty reliever Erik Averill threw 2.2 innings of scoreless and hitless ball to pick up the victory.

GAME 5

#7 SUN DEVILS 11, Utah 0

Feb. 14, 2004 at Surprise Stadium

| | <u>1</u> | <u>2</u> | <u>3</u> | <u>4</u> | <u>5</u> | <u>6</u> | <u>7</u> | <u>8</u> | <u>9</u> | | <u>R</u> | <u>H</u> | <u>E</u> |
|------|----------|----------|----------|----------|----------|----------|----------|----------|----------|---|----------|----------|----------|
| Utah | 0 | 0 | 0 | 0 | 0 | 0 | 0 | 0 | 0 | - | 0 | 5 | 2 |
| ASU | 3 | 0 | 2 | 2 | 4 | 0 | 0 | 0 | x | - | 11 | 12 | 0 |

W: Urquidez (2-0); L: Mackay (0-1); S: None

HR: None

Time: 2:40 Attendance: 813 Record: 5-0

HIGHLIGHTS: Jason Urquidez struck out seven in six scoreless innings and junior shortstop Dustin Pedroia was 3-for-4 with two RBI to lead the No. 7 Sun Devils to a 11-0 victory over Utah in the Coca-Cola Spring Training Classic at Surprise Stadium. Urquidez improved to 2-0 on the year with six masterful innings. Pedroia extended his hitting streak to five game and has four consecutive multi-hit games after his 3-for-4 performance. Travis Buck was 2-for-2 with three runs scored and also had two walks.

GAME 6

Oklahoma 6, #7 SUN DEVILS 0

Feb. 15, 2004 at Surprise Stadium

| | <u>1</u> | <u>2</u> | <u>3</u> | <u>4</u> | <u>5</u> | <u>6</u> | <u>7</u> | <u>8</u> | <u>9</u> | | <u>R</u> | <u>H</u> | <u>E</u> |
|------|----------|----------|----------|----------|----------|----------|----------|----------|----------|---|----------|----------|----------|
| OKLA | 1 | 0 | 0 | 0 | 0 | 3 | 0 | 0 | 2 | - | 6 | 9 | 0 |
| ASU | 0 | 0 | 0 | 0 | 0 | 0 | 0 | 0 | 0 | - | 0 | 4 | 1 |

W: Purcey (1-0); L: Cassa (0-1); S: None

HR: Thornton (1)

Time: 2:41 Attendance: 1,370 Record: 5-1

HIGHLIGHTS: Oklahoma starting pitcher David Purcey allowed only one hit in seven shutout innings and combined with closer Jarod McAuliff to shut out No. 7 Arizona State for the first time in 506 games. The Sooners defeated the Sun Devils 6-0 on Sunday to close out the second annual Coca-Cola Spring Training Classic at Surprise Stadium. The Devils saw their NCAA record consecutive games scoring streak come to an end after having not been shutout since April 7, 1995 against USC. ASU had combined to go 338-167-1 during the streak, topping the previous NCAA record of 349 set by Coastal Carolina. ASU also suffered its first loss of the year to fall to 5-1.

GAME 7

#7 SUN DEVILS 10, Gonzaga 7

Feb. 16, 2004 at Packard Stadium

| | <u>1</u> | <u>2</u> | <u>3</u> | <u>4</u> | <u>5</u> | <u>6</u> | <u>7</u> | <u>8</u> | <u>9</u> | | <u>R</u> | <u>H</u> | <u>E</u> |
|-----|----------|----------|----------|----------|----------|----------|----------|----------|----------|---|----------|----------|----------|
| GU | 0 | 4 | 3 | 0 | 0 | 0 | 0 | 0 | 0 | - | 7 | 11 | 3 |
| ASU | 7 | 0 | 0 | 1 | 1 | 0 | 0 | 1 | x | - | 10 | 12 | 4 |

W: Bresnehan (2-0); L: Monroe (0-1); S: Zinicola (1)

HR: None

Time: 3:00 Attendance: 2,172 Record: 6-1

HIGHLIGHTS: Dustin Pedroia had three doubles and freshman relief pitcher Pat Bresnehan had seven strikeouts in five innings to lead the No. 7 Sun Devils to a 10-7 non-conference victory over the Gonzaga Bulldogs Monday night at Packard Stadium. Bresnehan was impressive in his fourth stint of the early season. The hard-throwing right-hander struck out seven and allowed only four hits in five shutout innings to improve to 2-0 on the season. Classmate Zechry Zinicola scattered two hits and struck out four over the final two innings to pick up his first collegiate save.

GAME 8

Lamar 5, #7 SUN DEVILS 4

Feb. 20, 2004 at Reckling Park

| | <u>1</u> | <u>2</u> | <u>3</u> | <u>4</u> | <u>5</u> | <u>6</u> | <u>7</u> | <u>8</u> | <u>9</u> | | <u>R</u> | <u>H</u> | <u>E</u> |
|-----|----------|----------|----------|----------|----------|----------|----------|----------|----------|---|----------|----------|----------|
| ASU | 2 | 1 | 0 | 0 | 0 | 0 | 0 | 1 | 0 | - | 4 | 9 | 2 |
| LU | 0 | 0 | 0 | 2 | 1 | 0 | 0 | 2 | x | - | 5 | 9 | 0 |

W: Stutes (2-0); L: Zinicola (0-1); S: None

HR: Pedroia (1)

Time: 2:32 Attendance: 3,108 Record: 6-2

HIGHLIGHTS: A two-run double by designated hitter Nick Klusaw in the bottom of the eighth inning gave the Lamar Cardinals a 5-4 victory over No. 7 Arizona State Friday afternoon at Reckling Park in the first day of the Coca-Cola Classic. ASU took a 4-3 lead after its half of the eighth, when freshman center fielder Colin Curtis stole home with two outs. Freshman closer Zechry Zinicola surrendered both runs in the eighth to take the loss and fall to 1-1 on the year. Dustin Pedroia was 3-for-5 with a solo home run for the Sun Devils in the loss.

GAME 9

#7 SUN DEVILS 7, Memphis 0

Feb. 21, 2004 at Reckling Park

| | 1 | 2 | 3 | 4 | 5 | 6 | 7 | 8 | 9 | | R | H | E |
|-----|---|---|---|---|---|---|---|---|---|---|---|---|---|
| MEM | 0 | 0 | 0 | 0 | 0 | 0 | 0 | 0 | 0 | - | 0 | 2 | 1 |
| ASU | 3 | 0 | 0 | 1 | 0 | 2 | 1 | 0 | x | - | 7 | 9 | 0 |

W: Cassa (1-1); L: Hankins (0-1); S: Blake (1)

HR: Curtis (2), Persichina (1)

Time: 2:25 Attendance: 3,405 Record: 7-2

HIGHLIGHTS: Arizona State freshman starting pitcher Pat Cassa struck out nine in six scoreless innings to life the No. 7 Sun Devils to a 7-0 victory over Memphis Saturday night in the second day of the Coca-Cola Classic at Reckling Park. Junior All-American shortstop Dustin Pedroia led the offense going 3-for-4 with two RBI and freshman Colin Curtis and Joe Persichina each hit solo home runs. Freshman left-hander Josh Blake closed out the win with three scoreless innings to pick up the save.

GAME 10

#7 SUN DEVILS 3, #1 Rice 1

Feb. 22, 2004 at Reckling Park

| | 1 | 2 | 3 | 4 | 5 | 6 | 7 | 8 | 9 | | R | H | E |
|------|---|---|---|---|---|---|---|---|---|---|---|---|---|
| ASU | 0 | 0 | 0 | 0 | 0 | 2 | 0 | 1 | 0 | - | 3 | 5 | 2 |
| Rice | 0 | 0 | 0 | 0 | 0 | 0 | 0 | 0 | 1 | - | 1 | 3 | 1 |

W: Urquidez (3-0); L: Niemann (0-1); S: None

HR: Buck (1)

Time: 2:30 Attendance: 3,604 Record: 8-2

HIGHLIGHTS: Arizona State starting pitcher Jason Urquidez threw a complete-game three-hitter as the No. 7 Sun Devils beat the No. 1 and defending national champion Rice Owls 3-1 Sunday afternoon at a rainy Reckling Park. Sophomore right fielder Travis Buck drove in all three runs for the Devils, including a two-run homer in the sixth inning that broke open a scoreless game. The Sun Devils improve to 8-2 on the year and is a perfect 4-0 against ranked opponents. Rice drops to 5-2 on the year. Urquidez limited the Owls to only three hits and the only run came with two outs in the bottom of the ninth inning. He struck out seven and walked only two to improve to 3-0 on the year.

GAME 11

#7 SUN DEVILS 4, #16 Arizona 0

Feb. 24, 2004 at Packard Stadium

| | <u>1</u> | <u>2</u> | <u>3</u> | <u>4</u> | <u>5</u> | <u>6</u> | <u>7</u> | <u>8</u> | <u>9</u> | | <u>R</u> | <u>H</u> | <u>E</u> |
|------|----------|----------|----------|----------|----------|----------|----------|----------|----------|---|----------|----------|----------|
| ARIZ | 0 | 0 | 0 | 0 | 0 | 0 | 0 | 0 | 0 | - | 0 | 3 | 2 |
| ASU | 2 | 2 | 0 | 0 | 0 | 0 | 0 | 0 | x | - | 4 | 9 | 1 |

W: Bordes (1-0); L: Guyette (1-2); S: Bresnehan (1)

HR: None

Time: 2:49 Attendance: 2,748 Record: 9-2

HIGHLIGHTS: Arizona State starting pitcher Brett Bordes had 10 strikeouts in six scoreless innings to lead the No. 7 Sun Devils to a 4-0 victory over rival No. 16 Arizona in front of 2,748 Tuesday night at Packard Stadium. With its 10th straight victory at Packard Stadium, ASU improved to 9-2 overall and is a perfect 5-0 record against ranked opponents this year. Bordes scattered three hits and three walks in a career-high six innings. He registered a career-high 10 strikeouts to pick up his second career victory. Freshman right-hander Pat Bresnehan struck out five in three scoreless innings to pick up his first save. ASU's nine-hit attack was paced by another multi-hit game from Dustin Pedroia. Pedroia went 3-for-4 with a pair of doubles and is now hitting .543 (25-for-46) with 10 doubles. Jeff Larish notched his second multi-hit game of the year going 2-for-5 with an RBI. Freshman Joe Persichina gave ASU all the runs they would need with a two-out, two-run single in the bottom of the first inning.

GAME 12

#7 SUN DEVILS 18, UConn 2

Feb. 27, 2004 at Packard Stadium

| | <u>1</u> | <u>2</u> | <u>3</u> | <u>4</u> | <u>5</u> | <u>6</u> | <u>7</u> | <u>8</u> | <u>9</u> | | <u>R</u> | <u>H</u> | <u>E</u> |
|-------|----------|----------|----------|----------|----------|----------|----------|----------|----------|---|----------|----------|----------|
| UConn | 0 | 0 | 0 | 0 | 0 | 0 | 1 | 1 | 0 | - | 2 | 3 | 2 |
| ASU | 3 | 1 | 7 | 0 | 3 | 0 | 0 | 3 | x | - | 18 | 21 | 0 |

W: Mousser (1-0); L: Hourigan (0-1); S: None

HR: Curtis (3), Cook (1)

Time: 3:16 Attendance: 2,163 Record: 10-2

HIGHLIGHTS: Arizona State starting pitcher Jeff Mousser recorded five no-hit innings and the No. 7 Sun Devil offense unloaded for season highs with 18 runs and 21 hits in an 18-2 victory over Connecticut Friday evening at Packard Stadium. Chris Cook was 4-for-4 with four RBI with two doubles and capped his career night with a two-run home run in the bottom of the eighth inning.



Sun Devil Baseball 2004

Game-by-Game Capsules:

GAME 13

#7 SUN DEVILS 16, UConn 5

Feb. 28, 2004 at Packard Stadium

| | 1 | 2 | 3 | 4 | 5 | 6 | 7 | 8 | 9 | | R | H | E |
|-------|----------|----------|----------|----------|----------|----------|----------|----------|----------|---|----------|----------|----------|
| UConn | 0 | 0 | 0 | 1 | 4 | 0 | 0 | 0 | 0 | - | 5 | 7 | 0 |
| ASU | 0 | 0 | 5 | 0 | 6 | 3 | 0 | 2 | x | - | 16 | 17 | 1 |

W: Bresnahan (3-0); L: James (0-1); S: None

HR: Curtis (4), Pedroia (2), Zinicola (1)

Time: 3:14 Attendance: 2,385 Record: 11-2

HIGHLIGHTS: Arizona State's Dustin Pedroia hit a grand slam home run and Travis Buck tied a school record with four doubles to lead the No. 7 Sun Devils to a decisive 16-5 victory over the University of Connecticut Saturday afternoon at Packard Stadium. Buck hit doubles in the first, third, fourth and sixth innings to tie the single-game school record held by three other Sun Devils. The sophomore right fielder finished 4-for-5 with four RBI. Pat Bresnahan picked up the win with four scoreless innings to improve to 3-0 on the year.

GAME 14

#7 SUN DEVILS 18, UConn 11

Feb. 29, 2004 at Packard Stadium

| | 1 | 2 | 3 | 4 | 5 | 6 | 7 | 8 | 9 | | R | H | E |
|-------|----------|----------|----------|----------|----------|----------|----------|----------|----------|---|----------|----------|----------|
| UConn | 1 | 0 | 0 | 0 | 0 | 0 | 3 | 3 | 4 | - | 11 | 16 | 0 |
| ASU | 0 | 6 | 6 | 3 | 3 | 0 | 0 | 0 | x | - | 18 | 15 | 1 |

W: Urquidez (4-0); L: Tucci (0-1); S: None

HR: Buck (2), Larish (1)

Time: 2:54 Attendance: 2,400 Record: 12-2

HIGHLIGHTS: Arizona State sophomore right fielder Travis Buck went 5-for-5 with eight RBI to lead the No. 7 Sun Devils to a series-sweeping 18-11 victory over the UConn Sunday afternoon at Packard Stadium. The Sun Devils won their sixth straight overall and 16th straight at Packard dating back to last season. The Devils out-scored UConn 52-18 in the series and combined to hit .442 (53-for-120) against the Huskies. UConn falls to 0-3 to start the 2004 campaign. Buck fell just a triple short of his second career cycle, tabbing three singles, a double, his second homer of the season and a walk in the contest. He finished the series 10-for-12 (.833) with six runs, five doubles and 13 RBI. Starting pitcher Jason Urquidez picked up the victory to improve to 4-0 in a predetermined three-inning start.

GAME 15

#6 SUN DEVILS 7, #18 East Carolina 6

March 5, 2004 at Packard Stadium

| | 1 | 2 | 3 | 4 | 5 | 6 | 7 | 8 | 9 | | R | H | E |
|-----|---|---|---|---|---|---|---|---|---|---|---|----|---|
| ECU | 1 | 0 | 0 | 0 | 0 | 4 | 0 | 1 | 0 | - | 6 | 10 | 1 |
| ASU | 1 | 1 | 0 | 0 | 0 | 0 | 0 | 5 | x | - | 7 | 9 | 1 |

W: Andes (1-0); L: Flye (1-1); S: Bresnahan (2)

HR: Buck (3), Zinicola (2), Gosewisch (1)

Time: 2:39 Attendance: 2,552 Record: 13-2

HIGHLIGHTS: ASU freshman designated hitter Zechry Zinicola hit a two-run home run to cap a five-run eighth inning to lead the No. 6 Sun Devils to a 7-6 come-from-behind victory over No. 18 East Carolina. Hot hitting sophomore Travis Buck started the rally with a run-scoring single and Jeff Larish plated two with a single to right field. Zinicola then blasted his second home run of the year to put ASU up 7-6. Freshman Pat Bresnahan recorded a 1-2-3 ninth inning for his second save of the year and made a winner of classmate Quentin Andes (0.2 IP, 0 R). Buck continued his torrid streak by going 3-for-4 with two runs scored and two RBI.

GAME 16

#6 SUN DEVILS 6, #18 East Carolina 4

March 6, 2004 at Packard Stadium

| | <u>1</u> | <u>2</u> | <u>3</u> | <u>4</u> | <u>5</u> | <u>6</u> | <u>7</u> | <u>8</u> | <u>9</u> | | <u>R</u> | <u>H</u> | <u>E</u> |
|-----|----------|----------|----------|----------|----------|----------|----------|----------|----------|---|----------|----------|----------|
| ECU | 0 | 0 | 1 | 2 | 0 | 1 | 0 | 0 | 0 | - | 4 | 6 | 3 |
| ASU | 0 | 1 | 1 | 1 | 1 | 0 | 1 | 1 | x | - | 6 | 7 | 1 |

W: Urquidez (5-0); L: Harrell (2-1); S: Bresnahan (3)

HR: Buck (4), Pedroia (3)

Time: 2:54 Attendance: 2,567 Record: 14-2

HIGHLIGHTS: Arizona State right fielder Travis Buck hit a solo home run in the bottom of the seventh inning that proved to be the game winner as the No. 6 Sun Devils won their eighth straight in a 6-4 victory over No. 18 East Carolina. Buck homered for the third straight game to extend his hitting streak to five games. Jason Urquidez (5-0) pitched seven solid innings to pick up the win and Pat Bresnahan locked down the victory with his third save of the season. Freshman Joe Persichina was 2-for-2 with two runs scored and an RBI. Short-stop Dustin Pedroia added his third home run of the year.

GAME 17

#6 SUN DEVILS 7, #18 East Carolina 5

March 7, 2004 at Packard Stadium

| | <u>1</u> | <u>2</u> | <u>3</u> | <u>4</u> | <u>5</u> | <u>6</u> | <u>7</u> | <u>8</u> | <u>9</u> | | <u>R</u> | <u>H</u> | <u>E</u> |
|-----|----------|----------|----------|----------|----------|----------|----------|----------|----------|---|----------|----------|----------|
| ECU | 0 | 0 | 0 | 1 | 0 | 3 | 0 | 0 | 1 | - | 5 | 9 | 1 |
| ASU | 3 | 0 | 1 | 0 | 1 | 1 | 0 | 1 | x | - | 7 | 13 | 0 |

W: Andes (2-0); L: Brooks (1-1); S: Cassa (1)

HR: Buck (5)

Time: 3:05 Attendance: 2,842 Record: 15-2

HIGHLIGHTS: The Devils finished off a three-game sweep of the No. 18 East Carolina Pirates with a 7-5 victory. ASU scored three in the first and jumped out to a 5-1 lead before holding on to win its ninth straight. Travis Buck homered in the fourth straight game and Tuffy Gosewisch and Joe Persichina were each perfect at the plate going 3-for-3. Senior Nick Walsh was 2-for-3 with a season-high three RBI. Freshman starter Zechry Zinicola was solid through three scoreless innings in his first career start, but left with a groin in jury. Four newcomer pitchers sealed the win, with freshman Pat Cassa picking up the save giving up two runs and four hits over the final 3.1 innings.

GAME 18

#11 Tulane 5, #5 SUN DEVILS 3

March 12, 2004 at Packard Stadium

| | 1 | 2 | 3 | 4 | 5 | 6 | 7 | 8 | 9 | | R | H | E |
|-----|---|---|---|---|---|---|---|---|---|---|---|---|---|
| TUL | 2 | 0 | 0 | 0 | 3 | 0 | 0 | 0 | 0 | - | 5 | 9 | 2 |
| ASU | 0 | 0 | 0 | 0 | 0 | 0 | 1 | 0 | 2 | - | 3 | 4 | 2 |

W: Mohl (4-0); L: Mousser (1-1); S: Latham (2)

HR: Buck (6)

Time: 2:52 Attendance: 2,827 Record: 15-3

HIGHLIGHTS: ASU had a pair of costly errors and squandered some early scoring opportunities as the No. 11 Tulane Green Wave held off the No. 5 Sun Devils 5-3 in a non-conference victory Friday night at Packard Stadium. The Devils had their season-high nine-game win streak come to an end to drop to 15-3 on the year. Additionally, ASU had a 19-game win streak at Packard Stadium snapped and lost for the first time in nine games to a ranked opponent this season. Jeff Mousser (1-1) took the loss and Erik Averill was impressive out of the bullpen with 4.2 perfect innings. Limited to only four hits, the Devils couldn't produce a timely hit by leaving seven of nine runners on base in scoring position. Travis Buck was 2-for-3 with a pair of walks to extend his hitting streak to seven games and hit a home run in his fifth straight game.

GAME 19

#5 SUN DEVILS 11, #11 Tulane 3

March 13, 2004 at Packard Stadium

| | 1 | 2 | 3 | 4 | 5 | 6 | 7 | 8 | 9 | | R | H | E |
|-----|---|---|---|---|---|---|---|---|---|---|----|----|---|
| TUL | 0 | 0 | 0 | 0 | 0 | 1 | 2 | 0 | 0 | - | 3 | 8 | 3 |
| ASU | 2 | 0 | 0 | 4 | 1 | 1 | 2 | 1 | x | - | 11 | 13 | 1 |

W: Urquidez (6-0); L: Crowl (3-1); S: None

HR: Pedroia (4), Larish (2)

Time: 3:16 Attendance: 2,650 Record: 16-3

HIGHLIGHTS: Dustin Pedroia went 4-for-4 with a career-high five RBI to lead the No. 5 Sun Devils to a convincing 11-3 victory over No. 11 Tulane Saturday afternoon at Packard Stadium. The Devils never trailed in the game, as Pedroia (Woodland, Calif.) jump-started the ASU offense with a leadoff home run in the bottom of the first inning. Junior starting pitcher Jason Urquidez kept his perfect record intact to improve to 6-0. The right-hander allowed four hits and one run in five and two-thirds innings while striking out five. Four of his six wins have come against nationally ranked opponents.

GAME 20

#5 SUN DEVILS 5, #11 Tulane 1

March 14, 2004 at Packard Stadium

| | <u>1</u> | <u>2</u> | <u>3</u> | <u>4</u> | <u>5</u> | <u>6</u> | <u>7</u> | <u>8</u> | <u>9</u> | | <u>R</u> | <u>H</u> | <u>E</u> |
|-----|----------|----------|----------|----------|----------|----------|----------|----------|----------|---|----------|----------|----------|
| TUL | 0 | 0 | 0 | 0 | 0 | 0 | 1 | 0 | 0 | - | 1 | 6 | 1 |
| ASU | 0 | 0 | 1 | 1 | 0 | 0 | 2 | 1 | x | - | 5 | 11 | 1 |

W: Averill (2-0); L: Hahn (3-1); S: Bresnahan (4)

HR: None

Time: 2:55 Attendance: 3,005 Record: 17-3

HIGHLIGHTS: Dustin Pedroia and Nick Walsh each had two hits and four Sun Devil pitchers combined to limit the No. 11 Tulane Green Wave to only six hits in a 5-1 victory. The win sealed the series victory for the Sun Devils (17-3). Starting pitcher Brett Bordes struck out six in 4.1 innings and sophomore Erik Averill followed with 2.1 quality innings to pick up the win.

GAME 21

#5 SUN DEVILS 3, #33 Oklahoma State 2

March 16, 2004 at Packard Stadium

| | <u>1</u> | <u>2</u> | <u>3</u> | <u>4</u> | <u>5</u> | <u>6</u> | <u>7</u> | <u>8</u> | <u>9</u> | | <u>R</u> | <u>H</u> | <u>E</u> |
|------|----------|----------|----------|----------|----------|----------|----------|----------|----------|---|----------|----------|----------|
| OKST | 0 | 0 | 2 | 0 | 0 | 0 | 0 | 0 | 0 | - | 2 | 8 | 1 |
| ASU | 1 | 0 | 0 | 0 | 2 | 0 | 0 | 0 | x | - | 3 | 10 | 2 |

W: Andes (3-0); L: Rew (3-1); S: Bresnahan (5)

HR: None

Time: 2:41 Attendance: 3,253 Record: 18-3

HIGHLIGHTS: Arizona State freshmen pitchers Pat Cassa, Quentin Andes and Pat Bresnahan combined for a dominating pitching performance to lift the No. 5 Sun Devils to a 3-2 victory No. 33 Oklahoma State Tuesday night in front of 3,253 at Packard Stadium. ASU's trio of freshman pitchers took on and defeated Oklahoma State's best pitcher in senior right-hander Daniel Rew. Andes picked up the win with three scoreless innings and Bresnahan earned his fifth save. Zechry Zinicola was 2-for-3 with two RBI and Jeff Larish was 3-for-3 to lead the Devils at the plate. Junior SS Dustin Pedroia also recorded his 60th career double.

GAME 22

#5 SUN DEVILS 16, #33 Oklahoma State 6

March 17, 2004 at Packard Stadium

| | 1 | 2 | 3 | 4 | 5 | 6 | 7 | 8 | 9 | | R | H | E |
|------|---|---|---|---|---|---|---|---|---|---|----|----|---|
| OKST | 2 | 1 | 0 | 0 | 0 | 2 | 1 | 0 | 0 | - | 6 | 12 | 3 |
| ASU | 1 | 0 | 4 | 4 | 1 | 2 | 2 | 2 | x | - | 16 | 19 | 1 |

W: Blake (1-0); L: Grogan (4-1); S: None

HR: None

Time: 3:20 Attendance: 3,024 Record: 19-3

HIGHLIGHTS: The Sun Devils pounded out 19 hits by 11 different players en route to a 16-6 pounding of No. 33 Oklahoma State to complete a two-game midweek sweep of the Cowboys. Jeff Larish was 3-for-6 with a pair of doubles and four RBI to lead the ASU offense. Dustin Pedroia (2-for-3, 3 R) added his 12th multi-hit game of the year. Freshman Josh Blake earned his first career win with three innings out of the bullpen. ASU scored in every inning but the second and had a pair of four-run frames in the third and fourth innings to erase an early 3-1 deficit. For the fifth straight game, ASU defeated a previously unbeaten starting pitcher as OSU's Spencer Grogan suffered the loss to fall to 4-1 on the year.

GAME 23

California 9, #5 SUN DEVILS 7

March 19, 2004 at Packard Stadium

| | <u>1</u> | <u>2</u> | <u>3</u> | <u>4</u> | <u>5</u> | <u>6</u> | <u>7</u> | <u>8</u> | <u>9</u> | | <u>R</u> | <u>H</u> | <u>E</u> |
|-----|----------|----------|----------|----------|----------|----------|----------|----------|----------|---|----------|----------|----------|
| CAL | 1 | 1 | 0 | 1 | 0 | 5 | 0 | 1 | 0 | - | 9 | 13 | 2 |
| ASU | 3 | 1 | 0 | 0 | 3 | 0 | 0 | 0 | 0 | - | 7 | 11 | 1 |

W: Johnson (1-0); L: Andes (3-1); S: Brown (1)

HR: None

Time: 3:09 Attendance: 2,766 Record: 19-4

HIGHLIGHTS: California scored six unanswered runs and exploded for five runs in the sixth inning en route to a 9-7 victory over ASU in the Pac-10 opener for both schools. The Devils had a 7-4 lead, but Cal battled back and took the lead with the five-run sixth. Erik Averill gave up five runs on five hits in 2.2 innings and freshman Quentin Andes took the loss giving up the game-winning run in the sixth. Dustin Pedroia led the Devils at the plate going 4-for-5 with a pair of runs scored and hit his 14th double of the season. Zechry Zinicola was also 2-for-5 with two RBI. ASU left 13 men on base in the contest, including the bases loaded twice.

GAME 24

California 20, #5 SUN DEVILS 8

March 20, 2004 at Packard Stadium

| | 1 | 2 | 3 | 4 | 5 | 6 | 7 | 8 | 9 | | R | H | E |
|-----|---|---|---|---|----|---|---|---|---|---|----|----|---|
| CAL | 0 | 3 | 2 | 2 | 13 | 0 | 0 | 0 | 0 | - | 20 | 19 | 0 |
| ASU | 0 | 0 | 3 | 1 | 0 | 2 | 2 | 0 | 0 | - | 8 | 13 | 3 |

W: Read (1-0); L: Urquidez (6-1); S: Swanson (1)


HR: Cadena (1), Cook (2)

Time: 3:39 Attendance: 2,231 Record: 19-5

HIGHLIGHTS: The Cal Golden Bears scored 13 runs in the fifth inning en route to a 20-8 victory over the No. 5 Arizona State Sun Devils Saturday afternoon in Pac-10 Baseball action at Packard Stadium. California jumped out to an early 7-4 lead behind a four-run second and a pair of two-run frames in the third and fourth inning. The three-run margin would be as close as the Sun Devils would get as Cal sent 18 batters to the plate in the 13-run fifth inning. The 13 runs given up by the Sun Devils tied the school record set in 1997 against UCLA. Dustin Pedroia was 1-for-3 with a double and Nick Cadena and Chris Cook each hit a HR.



Sun Devil Baseball 2004



Game-by-Game Capsules:

GAME 25

#5 SUN DEVILS 8, California 4

March 21, 2004 at Packard Stadium

| | 1 | 2 | 3 | 4 | 5 | 6 | 7 | 8 | 9 | R | H | E |
|-----|---|---|---|---|---|---|---|---|---|---|---|------|
| CAL | 1 | 0 | 0 | 0 | 1 | 0 | 0 | 0 | 2 | - | 4 | 12 2 |
| ASU | 1 | 0 | 5 | 1 | 0 | 1 | 0 | 0 | x | - | 8 | 10 2 |

W: Zinicola (2-1); L: Crist (2-4); S: None

HR: Asanovich (1)

Time: 2:56 Attendance: 2,735 Record: 20-5

HIGHLIGHTS: Joel Bocchi and Josh Asanovich each had three RBI and freshman starting pitcher was solid through seven innings to lead the No. 5 Arizona State Sun Devils to a 8-4 victory over California Sunday afternoon in Pac-10 Baseball action at Packard Stadium. Zinicola earned the win scattering six hits and two runs in a career-long seven-inning outing. He struck out five and walked one to improve to 2-1 on the year. Bocchi finished 1-for-4 with three RBI and had several key at-bats for the Devils. Asanovich broke open a 3-1 game with a three-run home run as part of the five-run third frame.

GAME 26

Washington 11, #8 SUN DEVILS 1

March 26, 2004 at Packard Stadium

| | 1 | 2 | 3 | 4 | 5 | 6 | 7 | 8 | 9 | R | H | E |
|-----|---|---|---|---|---|---|---|---|---|---|----|------|
| UW | 1 | 2 | 0 | 2 | 0 | 0 | 2 | 1 | 3 | - | 11 | 13 1 |
| ASU | 0 | 0 | 0 | 0 | 1 | 0 | 0 | 0 | 0 | - | 1 | 7 1 |

W: Lincecum (3-0); L: Urquidez (6-2); S: None

HR: None

Time: 2:54 Attendance: 3,336 Record: 20-6

HIGHLIGHTS: Washington freshman starting pitcher Tim Lincecum struck out eight and allowed only one run over seven innings to lift the Huskies to a 11-1 victory over No. 8 Arizona State Sun Devils Friday night in front of 3,336 at Packard Stadium. ASU starter Jason Urquidez recorded the loss in his second straight outing to fall to 6-2 on the year. He gave up five runs (three earned) on five hits in four and a third innings. He walked four and struck out six. ASU was out-hit 13-7 in the contest and received multi-hit games from freshman third baseman Seth Dhaenens (2-for-3, 2B, R) and junior catcher Tuffy Gosewisch (2-for-3).

GAME 27

#8 SUN DEVILS 9, Washington 4

March 27, 2004 at Packard Stadium

| | 1 | 2 | 3 | 4 | 5 | 6 | 7 | 8 | 9 | R | H | E |
|-----|---|---|---|---|---|---|---|---|---|---|---|------|
| UW | 1 | 1 | 0 | 0 | 2 | 0 | 0 | 0 | 0 | - | 4 | 5 2 |
| ASU | 1 | 1 | 5 | 0 | 0 | 0 | 2 | 0 | x | - | 9 | 10 0 |

W: Bordes (2-0); L: Everitt (3-2); S: Andes (2)

HR: Pedroia (5)

Time: 2:49 Attendance: 2,588 Record: 21-6

HIGHLIGHTS: Nick Walsh went 2-for-4 with two RBI as the Sun Devils scored nine two-out runs to beat the Washington Huskies 9-4 Saturday afternoon in Pac-10 baseball action at Packard Stadium. ASU starting pitcher Brett Bordes recovered from early wildness to hold the potent Husky lineup to four hits and four runs over six innings. Freshman reliever Quentin Andes earned the save, finishing off the victory by allowing only one hit in three scoreless innings. Tuff Gosewisch was also 2-for-3 with two runs scored and Joe Persichina added his sixth multi-hit game by going 2-for-4. Junior shortstop Dustin Pedroia smashed his fifth home run of the year and 10th of his career to extend his hitting streak to nine games.

GAME 28

Washington 8, #8 SUN DEVILS 6

March 28, 2004 at Packard Stadium

| | 1 | 2 | 3 | 4 | 5 | 6 | 7 | 8 | 9 | R | H | E |
|-----|---|---|---|---|---|---|---|---|---|---|---|------|
| UW | 0 | 0 | 0 | 2 | 0 | 0 | 4 | 0 | 2 | - | 8 | 8 2 |
| ASU | 0 | 2 | 1 | 0 | 0 | 2 | 1 | 0 | 0 | - | 6 | 10 3 |

W: Fenton (3-2); L: Bresnehan (3-1); S: None


HR: Buck (7), Cadena (2)

Time: 3:15 Attendance: 2,761 Record: 21-7

HIGHLIGHTS: Washington left fielder Zach Clem hit a grand slam in the seventh inning and broke a 6-6 tie with a two-run single in the ninth to give the Huskies a 8-6 come-from-behind victory over the No. 8 Arizona State Sun Devils Sunday afternoon at Packard Stadium. Both of Clem's hits came off ASU freshman closer Pat Bresnehan (3-1). Dustin Pedroia had three hits for the Sun Devils (21-7, 2-4 Pac-10), including his Pac-10 leading 16th double. Travis Buck and Nick Cadena also homered in the loss as ASU fell to 2-4 after six Pac-10 home contests.



Sun Devil Baseball 2004 -- Game by Game Statistics




AB-R-H-RBI Breakdown for Arizona State (as of May 29, 2004)
(All games)

| Opponent | Date | #15 ASANOVIC | #19 BOCCHI | #4 BUCK | #16 CADENA | #32 COOK | #9 CURTIS | #6 DHAENENS | #39 GOSEWISC | #11 LARISH | #17 MCKENNA | #2 PEDROIA | #10 PERSICHI | #60 SCHOENBE | #20 WALSH | #37 ZINICOLA |
|----------|--------|-----------------|---------------|------------|---------------|-------------|--------------|----------------|-----------------|---------------|----------------|---------------|-----------------|-----------------|--------------|-----------------|
| FSU | Feb 06 | 4-0-1-0 | | 5-0-1-0 | 1-0-0-0 | | 3-0-0-0 | ..Def.. | 4-0-2-2 | 3-0-0-0 | | 5-1-2-0 | 4-0-0-0 | | 4-1-1-0 | |
| FSU | Feb 07 | 3-1-0-1 | | 4-1-0-0 | 1-0-0-0 | | 5-3-3-4 | ..Def.. | 5-0-1-1 | 4-1-2-2 | 1-1-1-0 | 5-1-1-0 | 4-1-3-1 | | 1-0-0-0 | 3-1-1-1 |
| FSU | Feb 08 | 5-0-1-3 | 1-0-0-0 | 3-3-3-4 | 3-1-1-1 | 1-0-0-0 | 4-0-1-2 | | 3-1-0-0 | 3-1-1-1 | 1-0-0-0 | 5-3-2-1 | 3-1-1-0 | | | |
| CSUN | Feb 13 | 4-1-0-1 | 4-2-2-1 | 3-0-1-2 | 1-0-0-0 | 1-1-1-2 | 4-3-3-1 | 1-1-0-0 | 4-1-1-0 | 4-1-1-0 | 1-0-0-0 | 4-2-3-1 | 3-0-0-1 | ..Def.. | | |
| UTAH | Feb 14 | 3-1-1-0 | 2-2-1-2 | 2-3-2-0 | 1-0-0-0 | 1-0-1-0 | 3-0-0-0 | 0-0-0-0 | 2-1-1-2 | 4-0-1-2 | 1-0-0-0 | 4-3-3-2 | 3-1-1-0 | 1-0-0-0 | 2-0-0-0 | 1-0-0-0 |
| OKLA | Feb 15 | 3-0-0-0 | 4-0-0-0 | 3-0-0-0 | 1-0-0-0 | 2-0-0-0 | 4-0-1-0 | 0-0-0-0 | 3-0-1-0 | 4-0-1-0 | | 3-0-0-0 | 1-0-1-0 | | 1-0-0-0 | |
| GU | Feb 16 | 3-0-1-0 | 4-1-1-0 | 4-1-1-0 | 1-0-0-0 | | 2-1-1-1 | ..Def.. | 4-2-2-2 | 4-0-0-1 | | 5-3-4-2 | 4-1-2-1 | | 1-0-0-0 | |
| LAMAR | Feb 20 | 4-0-1-0 | 3-0-0-0 | 2-1-0-0 | | 1-0-0-0 | 3-1-1-0 | 2-0-1-1 | 4-0-2-0 | 5-0-1-0 | | 5-1-3-1 | 3-1-0-0 | | | |
| MEM | Feb 21 | ..Def.. | | 4-1-1-0 | 1-0-0-0 | | 4-1-2-2 | 1-1-0-0 | 4-1-2-0 | 5-0-0-0 | ..Def.. | 4-1-3-2 | 3-1-1-1 | | 2-1-0-0 | 4-0-0-1 |
| RICE | Feb 22 | | 3-0-0-0 | 3-1-1-3 | | | 4-0-1-0 | 2-1-0-0 | 4-0-0-0 | 3-0-1-0 | | 2-1-1-0 | 3-0-0-0 | | 3-0-1-0 | |
| ARIZ | Feb 24 | | | 3-0-0-1 | | | 2-0-1-0 | | 4-0-0-0 | 5-1-2-1 | | 4-1-3-0 | 3-0-1-2 | | 2-1-1-0 | 3-1-0-0 |
| UCONN | Feb 27 | 3-0-1-0 | 2-0-1-0 | 2-3-1-1 | 3-2-3-0 | 4-1-4-4 | 3-1-1-4 | 3-0-0-0 | 2-1-1-0 | 4-2-2-4 | 3-2-2-3 | 6-2-1-0 | 1-0-0-0 | 1-0-0-0 | 1-2-1-1 | 3-0-1-1 |
| UCONN | Feb 28 | 1-0-0-0 | 1-0-1-0 | 5-1-4-4 | 1-1-0-0 | 3-0-0-0 | 3-2-2-2 | 2-1-1-1 | 4-2-3-1 | 4-2-2-0 | 1-0-0-0 | 4-3-1-4 | 2-0-0-1 | | 3-2-1-0 | 3-2-2-3 |
| UCONN | Feb 29 | 2-4-2-4 | 0-0-0-0 | 5-2-5-8 | 6-0-0-0 | 4-2-2-0 | 3-1-1-0 | 1-4-0-0 | 2-3-1-0 | 5-1-1-2 | 0-0-0-0 | 3-1-1-2 | ..Def.. | 1-0-0-0 | 1-0-1-0 | |
| ECU | Mar 05 | 2-0-1-0 | | 4-2-3-2 | 1-0-1-0 | 4-0-0-0 | 3-0-0-0 | ..Def.. | 4-1-1-1 | 3-1-1-2 | | 3-1-1-0 | | | 1-0-0-0 | 3-1-1-2 |
| ECU | Mar 06 | | | 3-1-1-1 | 2-0-0-0 | | 2-1-0-0 | | 3-0-0-0 | 3-0-1-1 | 2-0-0-0 | 4-2-1-1 | 2-2-2-1 | | 2-0-1-1 | |
| ECU | Mar 07 | | 3-0-0-0 | 3-1-1-2 | | | 4-2-1-0 | 3-0-2-0 | 3-0-3-2 | 5-0-1-0 | ..Def.. | 5-1-0-0 | 3-3-3-0 | | 3-0-2-3 | |
| TULANE | Mar 12 | | 2-0-1-0 | 3-1-2-2 | 1-0-0-0 | | 3-0-0-0 | 3-1-0-0 | 3-0-0-0 | 4-0-0-1 | 2-0-0-0 | 3-1-0-0 | 4-0-0-0 | | 3-0-1-0 | |
| TULANE | Mar 13 | 1-1-0-0 | | 4-0-0-1 | 4-1-3-1 | ..Def.. | 3-1-1-0 | 4-2-1-0 | 5-0-2-1 | 4-2-2-3 | | 4-3-4-5 | 4-0-0-0 | | 4-1-0-0 | 1-0-0-0 |
| TULANE | Mar 14 | 1-1-1-1 | | 2-0-1-0 | 1-0-0-1 | 1-0-0-0 | 4-1-2-0 | 4-1-1-0 | 3-1-1-0 | 4-0-0-0 | ..Def.. | 4-1-2-1 | 3-0-1-0 | | 3-0-2-2 | |
| OKST | Mar 16 | 0-0-0-0 | | 3-2-0-0 | | 1-0-0-0 | 3-0-0-0 | 3-0-1-0 | 4-0-0-0 | 3-1-3-0 | | 5-0-2-0 | 3-0-2-1 | | 4-0-0-0 | 4-0-2-2 |
| OKST | Mar 17 | 5-1-2-1 | 4-2-2-2 | 6-2-2-1 | 1-0-0-0 | 4-2-2-1 | 3-1-2-2 | 5-1-1-1 | 3-1-1-1 | 6-2-3-4 | 3-1-1-0 | 3-3-2-0 | ..Def.. | ..Def.. | 1-0-1-2 | |
| CAL | Mar 19 | | | 5-1-1-0 | | | 3-1-1-0 | 5-1-1-0 | 4-0-1-2 | 5-1-1-1 | | 5-2-4-1 | 3-1-0-0 | | 3-0-0-0 | 5-0-2-2 |
| CAL | Mar 20 | 2-0-1-0 | 2-0-1-0 | 5-1-1-1 | 3-1-1-1 | 3-2-2-1 | 4-0-1-1 | 4-0-2-1 | 2-1-1-0 | | 3-1-0-0 | 3-1-1-1 | 2-0-1-0 | 1-0-0-0 | 2-0-0-0 | 2-1-1-1 |
| CAL | Mar 21 | 3-1-1-3 | 4-0-1-3 | 4-4-1-0 | 3-1-0-0 | 4-1-1-0 | 5-1-3-1 | 4-0-0-0 | 3-0-2-0 | | ..Def.. | 4-0-1-0 | | | | |
| WASH | Mar 26 | 3-0-0-0 | | 2-0-0-1 | 1-0-0-0 | 1-0-0-0 | 3-0-0-0 | 3-1-2-0 | 3-0-2-0 | 4-0-1-0 | | 4-0-1-0 | 2-0-0-0 | | | 4-0-1-0 |
| WASH | Mar 27 | | | 3-1-0-0 | 1-0-0-0 | ..Def.. | 3-1-1-1 | 4-1-0-0 | 3-2-2-1 | 4-0-1-0 | | 3-2-1-1 | 4-1-2-1 | | 4-0-2-2 | 4-1-1-0 |
| WASH | Mar 28 | | 0-1-0-0 | 4-1-3-2 | 3-1-2-1 | | 4-0-0-0 | 2-1-0-0 | 3-1-0-0 | 5-0-0-0 | | 6-0-3-2 | 5-0-2-0 | | 3-1-0-0 | |



Sun Devil Baseball 2004 -- Game by Game Statistics




IP-H-R-ER-BB-SO Breakdown for Arizona State (as of May 29, 2004)
(All games)

| Opponent | Date | #21 ANDES | #45 AVERILL | #41 BLAKE | #49 BORDES | #40 BRESNEHAN | #26 CASSA | #47 MAROTZ |
|----------------|--------|--------------------|---------------------|--------------------|----------------------|--------------------|---------------------|--------------------|
| Florida State | Feb 06 | | | | | | | |
| Florida State | Feb 07 | | 5.0- 4- 1- 1- 3- 3 | | 0.2- 4- 6- 6- 3- 2* | 0.2- 0- 0- 0- 0- 0 | 2.0- 1- 1- 1- 1- 2 | 0.2- 2- 1- 1- 1- 0 |
| Florida State | Feb 08 | 2.1- 1- 0- 0- 2- 4 | | 1.2- 1- 2- 0- 3- 4 | | 0.0- 1- 3- 3- 3- 0 | | |
| CS Northridge | Feb 13 | | 2.2- 0- 0- 0- 0- 3 | | | | | |
| Utah | Feb 14 | | | | | | | 2.0- 1- 0- 0- 0- 3 |
| Oklahoma | Feb 15 | 1.1- 1- 1- 1- 1- 1 | | | 2.0- 3- 2- 2- 1- 3 | 0.1- 0- 0- 0- 0- 1 | 5.1- 5- 3- 3- 1- 2* | |
| Gonzaga | Feb 16 | | 2.0- 5- 7- 5- 2- 2* | | | 5.0- 4- 0- 0- 1- 7 | | |
| Lamar | Feb 20 | | 2.2- 1- 0- 0- 0- 0 | | | | | |
| Memphis | Feb 21 | | | 3.0- 1- 0- 0- 0- 0 | | | 6.0- 1- 0- 0- 2- 9* | |
| Rice | Feb 22 | | | | | | | |
| Arizona | Feb 24 | | | | 6.0- 3- 0- 0- 3- 10* | 3.0- 0- 0- 0- 1- 5 | | |
| Connecticut | Feb 27 | 1.0- 1- 1- 1- 3- 2 | | 1.0- 1- 0- 0- 1- 0 | | | | 1.1- 1- 0- 0- 1- 1 |
| Connecticut | Feb 28 | | 1.0- 0- 0- 0- 1- 1 | | | 4.0- 2- 2- 0- 4- 5 | 4.0- 5- 3- 1- 3- 4* | |
| Connecticut | Feb 29 | | 2.0- 0- 0- 0- 1- 2 | 1.0- 6- 4- 4- 0- 0 | | | | 1.0- 3- 3- 3- 0- 2 |
| East Carolina | Mar 05 | 0.2- 1- 0- 0- 0- 0 | 2.0- 4- 3- 3- 0- 2 | | | 1.0- 0- 0- 0- 0- 1 | | |
| East Carolina | Mar 06 | | | | | 2.0- 1- 0- 0- 0- 2 | | |
| East Carolina | Mar 07 | 1.2- 2- 1- 1- 1- 2 | | 0.2- 2- 2- 2- 0- 0 | | | 3.1- 4- 2- 2- 0- 2 | 0.1- 0- 0- 0- 0- 0 |
| Tulane | Mar 12 | | 4.2- 0- 0- 0- 0- 4 | | | | | |
| Tulane | Mar 13 | 2.2- 1- 0- 0- 1- 1 | | | | | 0.2- 3- 2- 2- 0- 0 | |
| Tulane | Mar 14 | | 2.1- 2- 1- 1- 1- 1 | | 4.1- 3- 0- 0- 3- 6* | 2.0- 1- 0- 0- 0- 2 | | |
| Oklahoma State | Mar 16 | 3.0- 2- 0- 0- 0- 2 | | | | 1.2- 2- 0- 0- 0- 1 | 4.1- 4- 2- 0- 2- 4* | |
| Oklahoma State | Mar 17 | | | 3.0- 4- 2- 2- 1- 1 | | | | 3.0- 3- 1- 1- 1- 2 |
| California | Mar 19 | 1.1- 3- 2- 2- 0- 1 | 2.2- 5- 5- 5- 0- 2 | | | 2.0- 1- 0- 0- 1- 1 | | |
| California | Mar 20 | | | 4.1- 2- 0- 0- 3- 4 | 2.1- 6- 4- 4- 1- 1 | | 0.1- 1- 3- 2- 2- 0 | 0.1- 1- 2- 1- 1- 0 |
| California | Mar 21 | | | | | 2.0- 6- 2- 2- 0- 0 | | |
| Washington | Mar 26 | | 4.2- 8- 6- 6- 2- 3 | | | | | |
| Washington | Mar 27 | 3.0- 1- 0- 0- 0- 3 | | | 6.0- 4- 4- 4- 5- 6* | | | |
| Washington | Mar 28 | 0.1- 1- 2- 2- 0- 0 | | | | 2.2- 4- 4- 3- 0- 2 | 2.0- 0- 0- 0- 1- 0 | |



Sun Devil Baseball 2004 -- Game by Game Statistics




IP-H-R-ER-BB-SO Breakdown for Arizona State (as of May 29, 2004)
(All games)

| Opponent | Date | #35 MOUSSER | #34 URQUIDEZ | #50 WEBB | #37 ZINICOLA |
|----------------|--------|---------------------|---------------------|--------------------|---------------------|
| Florida State | Feb 06 | 7.0- 3- 1- 1- 1- 3* | | | 2.0- 1- 0- 0- 1- 2 |
| Florida State | Feb 07 | | | | |
| Florida State | Feb 08 | | 5.0- 6- 1- 1- 3- 9* | | |
| CS Northridge | Feb 13 | 6.1- 4- 3- 1- 1- 6* | | | |
| Utah | Feb 14 | | 6.0- 3- 0- 0- 2- 7* | 1.0- 1- 0- 0- 1- 1 | |
| Oklahoma | Feb 15 | | | | |
| Gonzaga | Feb 16 | | | | 2.0- 2- 0- 0- 0- 4 |
| Lamar | Feb 20 | 4.1- 6- 3- 3- 1- 3* | | | 1.0- 2- 2- 2- 1- 1 |
| Memphis | Feb 21 | | | | |
| Rice | Feb 22 | | 9.0- 3- 1- 1- 2- 7* | | |
| Arizona | Feb 24 | | | | |
| Connecticut | Feb 27 | 5.0- 0- 0- 0- 3- 2* | | 0.2- 0- 1- 1- 3- 2 | |
| Connecticut | Feb 28 | | | | |
| Connecticut | Feb 29 | | 3.0- 3- 1- 1- 1- 1* | | 2.0- 4- 3- 2- 2- 2 |
| East Carolina | Mar 05 | 5.1- 5- 3- 3- 5- 1* | | | |
| East Carolina | Mar 06 | | 7.0- 5- 4- 3- 3- 4* | | |
| East Carolina | Mar 07 | | | | 3.0- 1- 0- 0- 1- 3* |
| Tulane | Mar 12 | 4.1- 9- 5- 3- 1- 3* | | | |
| Tulane | Mar 13 | | 5.2- 4- 1- 1- 5- 5* | | |
| Tulane | Mar 14 | | | 0.1- 0- 0- 0- 0- 0 | |
| Oklahoma State | Mar 16 | | | | |
| Oklahoma State | Mar 17 | | | 1.0- 1- 0- 0- 0- 0 | 2.0- 4- 3- 3- 2- 2* |
| California | Mar 19 | 3.0- 4- 2- 2- 2- 1* | | | |
| California | Mar 20 | | 1.1- 4- 3- 3- 2- 0* | 0.1- 5- 8- 1- 2- 0 | |
| California | Mar 21 | | | | 7.0- 6- 2- 2- 1- 5* |
| Washington | Mar 26 | | 4.1- 5- 5- 3- 4- 6* | | |
| Washington | Mar 27 | | | | |
| Washington | Mar 28 | | | | 4.0- 3- 2- 1- 1- 3* |



Sun Devil Baseball 2004 -- Career/Season Statistics



| | SEASON | | | | | | | | | | | | | CAREER | | | | | | | | | | | | |
|----------------------|--------|-------|-----|-----|-----|----|----|----|-----|-----|-----|-----|--------|--------|---------|-----|-----|-----|----|----|----|-----|-----|-----|----|--------|
| Player | AVG | GP-GS | AB | R | H | 2B | 3B | HR | RBI | BB | HBP | SO | SB-ATT | AVG | GP-GS | AB | R | H | 2B | 3B | HR | RBI | BB | HBP | SO | SB-ATT |
| 2 Dustin Pedroia... | .443 | 28-28 | 115 | 40 | 51 | 16 | 0 | 5 | 27 | 23 | 2 | 6 | 3-5 | .390 | 154-154 | 648 | 174 | 253 | 63 | 5 | 10 | 124 | 83 | 13 | 38 | 11-21 |
| 4 Travis Buck..... | .364 | 28-28 | 99 | 34 | 36 | 8 | 0 | 7 | 36 | 29 | 6 | 17 | 6-6 | .337 | 94-93 | 338 | 93 | 114 | 21 | 3 | 11 | 82 | 64 | 17 | 45 | 18-20 |
| 39 Tuffy Gosewisch.. | .347 | 28-28 | 95 | 19 | 33 | 6 | 0 | 1 | 16 | 15 | 2 | 16 | 0-1 | .313 | 117-85 | 278 | 66 | 87 | 15 | 0 | 3 | 59 | 41 | 11 | 47 | 2-3 |
| 10 Joe Persichina... | .319 | 26-23 | 72 | 13 | 23 | 4 | 0 | 1 | 10 | 11 | 4 | 10 | 1-1 | .319 | 26-23 | 72 | 13 | 23 | 4 | 0 | 1 | 10 | 11 | 4 | 10 | 1-1 |
| 9 Colin Curtis..... | .319 | 28-28 | 94 | 22 | 30 | 6 | 0 | 4 | 21 | 24 | 3 | 19 | 7-8 | .319 | 28-28 | 94 | 22 | 30 | 6 | 0 | 4 | 21 | 24 | 3 | 19 | 7-8 |
| 37 Zechry Zinicola.. | .300 | 13-10 | 40 | 7 | 12 | 2 | 0 | 2 | 13 | 5 | 1 | 11 | 0-0 | .300 | 21-14 | 40 | 7 | 12 | 2 | 0 | 2 | 13 | 5 | 1 | 11 | 0-0 |
| 20 Nick Walsh..... | .278 | 23-16 | 54 | 9 | 15 | 3 | 0 | 0 | 11 | 8 | 5 | 3 | 0-2 | .290 | 164-77 | 328 | 91 | 95 | 15 | 1 | 1 | 58 | 81 | 25 | 38 | 9-17 |
| 11 Jeff Larish..... | .271 | 26-26 | 107 | 16 | 29 | 11 | 0 | 2 | 25 | 19 | 0 | 25 | 0-2 | .337 | 125-123 | 469 | 127 | 158 | 33 | 5 | 23 | 144 | 126 | 6 | 86 | 3-8 |
| 15 Josh Asanovich... | .269 | 20-13 | 52 | 11 | 14 | 4 | 0 | 1 | 14 | 4 | 4 | 7 | 1-1 | .269 | 20-13 | 52 | 11 | 14 | 4 | 0 | 1 | 14 | 4 | 4 | 7 | 1-1 |
| 16 Nick Cadena..... | .268 | 22-5 | 41 | 8 | 11 | 0 | 0 | 2 | 5 | 1 | 1 | 6 | 1-1 | .257 | 65-24 | 140 | 24 | 36 | 3 | 0 | 8 | 34 | 9 | 2 | 30 | 2-2 |
| 6 Seth Dhaenens.... | .232 | 25-17 | 56 | 18 | 13 | 2 | 0 | 0 | 4 | 17 | 0 | 10 | 2-4 | .232 | 25-17 | 56 | 18 | 13 | 2 | 0 | 0 | 4 | 17 | 0 | 10 | 2-4 |
| ----- | | | | | | | | | | | | | | | | | | | | | | | | | | |
| 32 Chris Cook..... | .371 | 17-5 | 35 | 9 | 13 | 3 | 0 | 2 | 8 | 2 | 1 | 9 | 1-1 | .371 | 17-5 | 35 | 9 | 13 | 3 | 0 | 2 | 8 | 2 | 1 | 9 | 1-1 |
| 19 Joel Bocchi..... | .282 | 16-11 | 39 | 8 | 11 | 3 | 0 | 0 | 8 | 8 | 4 | 7 | 0-0 | .289 | 76-41 | 152 | 28 | 44 | 11 | 1 | 2 | 32 | 25 | 9 | 35 | 1-1 |
| 17 Ryan McKenna..... | .222 | 15-3 | 18 | 5 | 4 | 1 | 1 | 0 | 3 | 2 | 0 | 4 | 0-0 | .267 | 84-33 | 150 | 33 | 40 | 5 | 2 | 1 | 26 | 27 | 4 | 31 | 4-6 |
| 60 Garrett Schoenber | .000 | 6-0 | 4 | 0 | 0 | 0 | 0 | 0 | 0 | 0 | 0 | 1 | 0-0 | .083 | 15-0 | 12 | 0 | 1 | 0 | 0 | 0 | 0 | 0 | 0 | 4 | 0-0 |
| 26 Pat Cassa..... | .000 | 3-0 | 1 | 0 | 0 | 0 | 0 | 0 | 0 | 0 | 0 | 0 | 0-0 | .000 | 12-4 | 1 | 0 | 0 | 0 | 0 | 0 | 0 | 0 | 0 | 0 | 0-0 |
| 50 Travis Webb..... | .000 | 1-0 | 1 | 0 | 0 | 0 | 0 | 0 | 0 | 0 | 0 | 1 | 0-0 | .000 | 6-0 | 1 | 0 | 0 | 0 | 0 | 0 | 0 | 0 | 0 | 1 | 0-0 |
| 51 Joe Cosentino.... | .000 | 1-0 | 1 | 0 | 0 | 0 | 0 | 0 | 0 | 0 | 0 | 0 | 0-0 | .000 | 1-0 | 1 | 0 | 0 | 0 | 0 | 0 | 0 | 0 | 0 | 0 | 0-0 |
| 49 Brett Bordes..... | .000 | 1-0 | 0 | 1 | 0 | 0 | 0 | 0 | 0 | 0 | 0 | 0 | 0-0 | .000 | 34-4 | 0 | 2 | 0 | 0 | 0 | 0 | 0 | 0 | 0 | 0 | 0-0 |
| Totals..... | .315 | 28-28 | 958 | 225 | 302 | 70 | 1 | 27 | 205 | 173 | 34 | 162 | 22-33 | | | | | | | | | | | | | |
| Opponents..... | .248 | 28-28 | 943 | 144 | 234 | 35 | 6 | 20 | 134 | 119 | 22 | 217 | 20-29 | | | | | | | | | | | | | |

(All games Sorted by Earned run avg)

| Player | ERA | W-L | APP | GS | CG | SHO/CBO | SV | IP | H | R | ER | BB | SO | ERA | W-L | APP | GS | CG | SHO/CBO | SV | IP | H | R | ER | BB | SO |
|----------------------|------|------|-----|----|----|---------|----|-------|-----|-----|-----|-----|-----|------|------|-----|----|----|---------|----|-------|-----|----|----|----|----|
| 40 Pat Bresnehan.... | 2.73 | 3-1 | 13 | 0 | 0 | 0/1 | 5 | 26.1 | 22 | 11 | 8 | 10 | 27 | 2.73 | 3-1 | 13 | 0 | 0 | 0/1 | 5 | 26.1 | 22 | 11 | 8 | 10 | 27 |
| 34 Jason Urquidez... | 2.83 | 6-2 | 8 | 8 | 1 | 0/1 | 0 | 41.1 | 33 | 16 | 13 | 22 | 39 | 2.83 | 6-2 | 8 | 8 | 1 | 0/1 | 0 | 41.1 | 33 | 16 | 13 | 22 | 39 |
| 35 Jeff Mousser..... | 3.31 | 1-1 | 7 | 7 | 0 | 0/0 | 0 | 35.1 | 31 | 17 | 13 | 14 | 19 | 3.31 | 1-1 | 7 | 7 | 0 | 0/0 | 0 | 35.1 | 31 | 17 | 13 | 14 | 19 |
| 26 Pat Cassa..... | 3.54 | 1-1 | 9 | 4 | 0 | 0/1 | 1 | 28.0 | 24 | 16 | 11 | 12 | 23 | 3.54 | 1-1 | 9 | 4 | 0 | 0/1 | 1 | 28.0 | 24 | 16 | 11 | 12 | 23 |
| 21 Quentin Andes.... | 3.63 | 3-1 | 10 | 0 | 0 | 0/0 | 2 | 17.1 | 14 | 7 | 7 | 8 | 16 | 3.63 | 3-1 | 10 | 0 | 0 | 0/0 | 2 | 17.1 | 14 | 7 | 7 | 8 | 16 |
| 37 Zechry Zinicola.. | 3.91 | 2-1 | 8 | 4 | 0 | 0/0 | 1 | 23.0 | 23 | 12 | 10 | 9 | 22 | 3.91 | 2-1 | 8 | 4 | 0 | 0/0 | 1 | 23.0 | 23 | 12 | 10 | 9 | 22 |
| 45 Erik Averill..... | 5.97 | 2-0 | 11 | 1 | 0 | 0/0 | 0 | 31.2 | 29 | 23 | 21 | 10 | 23 | 4.28 | 10-2 | 31 | 16 | 0 | 0/3 | 0 | 117.2 | 116 | 64 | 56 | 29 | 84 |
| 49 Brett Bordes..... | 6.75 | 2-0 | 6 | 4 | 0 | 0/1 | 0 | 21.1 | 23 | 16 | 16 | 16 | 28 | 4.74 | 3-1 | 33 | 4 | 0 | 0/3 | 0 | 49.1 | 44 | 28 | 26 | 44 | 55 |
| ----- | | | | | | | | | | | | | | | | | | | | | | | | | | |
| 41 Josh Blake..... | 4.91 | 1-0 | 7 | 0 | 0 | 0/1 | 1 | 14.2 | 17 | 10 | 8 | 8 | 9 | 4.91 | 1-0 | 7 | 0 | 0 | 0/1 | 1 | 14.2 | 17 | 10 | 8 | 8 | 9 |
| 50 Travis Webb..... | 5.40 | 0-0 | 5 | 0 | 0 | 0/1 | 0 | 3.1 | 7 | 9 | 2 | 6 | 3 | 5.40 | 0-0 | 5 | 0 | 0 | 0/1 | 0 | 3.1 | 7 | 9 | 2 | 6 | 3 |
| 47 Ty Marotz..... | 6.23 | 0-0 | 7 | 0 | 0 | 0/1 | 0 | 8.2 | 11 | 7 | 6 | 4 | 8 | 6.23 | 0-0 | 7 | 0 | 0 | 0/1 | 0 | 8.2 | 11 | 7 | 6 | 4 | 8 |
| Totals..... | 4.05 | 21-7 | 28 | 28 | 1 | 3/3 | 10 | 251.0 | 234 | 144 | 113 | 119 | 217 | | | | | | | | | | | | | |
| Opponents..... | 7.14 | 7-21 | 28 | 28 | 0 | 1/1 | 3 | 233.1 | 302 | 225 | 185 | 173 | 162 | | | | | | | | | | | | | |



Sun Devil Baseball 2004

Position Players 2003 Single Game and Career Highs

#2 Dustin Pedroia, SS (Woodland, Calif.)

| Category | 2004 Best | Career Best (last) |
|------------|---------------------|-------------------------|
| At Bats | 6 - 2x (WASH; 3/28) | 7 (UCLA; 4/18/03) |
| Runs | 3 - 5x (OKST; 3/17) | 4 (WASH; 5/18/03) |
| Hits | 4 - 2x (Cal; 3/19) | 4 - 5x (Cal; 3/19/04) |
| RBI | 5 (TUL; 3/13) | Same |
| BB | 3 (OKST; 3/17) | 3 - 2x (OKST; 3/17/04) |
| SB | 1 - 3x (Cal; 3/19) | 1 - 11x (Cal; 3/19/04) |
| 2B | 4 (GU; 2/16) | Same |
| HR | 1 - 5x (WASH; 3/27) | 1 - 10x (WASH; 3/27/04) |
| Hit Streak | 10 games | 22 games |

#4 Travis Buck, OF (Richland, Wash.)

| Category | 2004 Best | Career Best (last) |
|------------|---------------------|-------------------------|
| At Bats | 6 (OKST; 3/17) | 7 (BYU; 2/7/03) |
| Runs | 4 (Cal; 3/21) | Same |
| Hits | 5 (UConn; 2/29) | 5 - 2x (2/29/04) |
| RBI | 8 (UConn; 2/29) | Same |
| BB | 3 (FSU; 2/8) | Same |
| SB | 1 - 6x (OKST; 3/17) | 2 - 2x (SUU; 2/7/03) |
| 2B | 4 (UConn; 2/28) | Same |
| HR | 1 - 7x (WASH; 3/28) | 1 - 11x (WASH; 3/28/04) |
| Hit Streak | 7 games | 7 games |

#6 Seth Dhaenens, INF (Chandler, Ariz.)

| Category | 2004 Best | Career Best (last) |
|------------|---------------------|--------------------|
| At Bats | 5 - 2x (Cal; 3/19) | Same |
| Runs | 4 (UConn; 2/29) | Same |
| Hits | 2 - 3x (WASH; 3/26) | Same |
| RBI | 1 - 3x (Cal; 3/20) | Same |
| BB | 3 - 2x (WASH; 3/28) | Same |
| SB | 1 | Same |
| 2B | 1 (LU; 2/20) | Same |
| HR | None | None |
| Hit Streak | 6 games | None |

#9 Colin Curtis, OF (Issaquah, Wash.)

| Category | 2004 Best | Career Best (last) |
|------------|----------------------|--------------------|
| At Bats | 5 (FSU; 2/7) | Same |
| Runs | 3 - 2x (CSUN; 2/13) | Same |
| Hits | 3 - 3x (Cal; 3/21) | Same |
| RBI | 4 - 2x (UConn; 2/27) | Same |
| BB | 3 (UConn; 2/28) | Same |
| SB | 2 (LU; 2/20) | Same |
| 2B | 2 (Cal; 3/21) | Same |
| HR | 1 - 4x (UConn; 2/28) | Same |
| Hit Streak | 9 games | Same |

#10 Joe Persichina, INF (Rollings Hills Estates, Calif.)

| Category | 2004 Best | Career Best (last) |
|------------|-------------------|--------------------|
| At Bats | 4 - 3x (GU; 2/16) | Same |
| Runs | 3 (ECU; 3/7) | Same |
| Hits | 3 - 2x (ECU; 3/7) | Same |
| RBI | 2 (ARIZ; 2/24) | Same |
| BB | 2 - 2x (ECU; 3/7) | Same |
| SB | 1 (ECU; 3/6) | Same |
| 2B | 2 (ECU; 3/7) | Same |
| HR | 1 (MEM; 2/21) | Same |
| Hit Streak | 3 games | Same |

#11 Jeff Larish, OF (Tempe, Ariz.)

| Category | 2004 Best | Career Best (last) |
|------------|---------------------|------------------------|
| At Bats | 6 (OKST; 3/17) | 6 - 5x (OKST; 3/17/04) |
| Runs | 2 - 3x (OKST; 3/17) | 4 (PORT; 5/15/02) |
| Hits | 3 - 2x (OKST; 3/17) | 4 - 3x (ARIZ; 5/25/03) |
| RBI | 4 - 2x (OKST; 3/17) | 9 (SDSU; 1/26/03) |
| BB | 3 (FSU; 2/8) | 4 (WSU; 4/27/03) |
| SB | None | 1 - 2x (PSU; 3/1/03) |
| 2B | 2 (OKST; 3/17) | 4 (ARIZ; 5/25/03) |
| HR | 1 - 2x (TUL; 3/13) | 2 (SDSU; 1/26/03) |
| Hit Streak | 8 games | 17 games |

#14 Frank Mesa, INF (Yuma, Ariz.)

| Category | 2004 Best | Career Best (last) |
|------------|---------------------|---------------------------------|
| At Bats | 4 - 2x (ARIZ; 2/24) | 6 - 2x (BYU; 2/7/03) |
| Runs | 2 (FSU; 2/8) | 3 - 2x (SUU; 2/7/03) |
| Hits | 2 (UConn; 2/27) | 4 (BYU; 2/7/03) |
| RBI | 1 - 4x (ECU; 3/6) | 3 - 3x (WSU; 4/25/03) |
| BB | 1 - 5x | 3 (GU; 2/17/03) |
| SB | None | 1 - 2x (Wichita State; 3/18/03) |
| 2B | 1 (CSUN; 2/13) | 1 - 6x (UCLA; 4/18/03) |
| HR | None | 1 (BYU; 2/7/03) |
| Hit Streak | 2 games | 5 games |

#15 Josh Asanovich, 2B (Gold Canyon, Ariz.)

| Category | 2004 Best | Career Best (last) |
|------------|----------------------|--------------------|
| At Bats | 5 - 2x (OKST; 3/17) | Same |
| Runs | 4 (UConn; 2/29) | Same |
| Hits | 2 - 2x (OKST; 3/17) | Same |
| RBI | 4 (UConn; 2/29) | Same |
| BB | 1 - 3x (UConn; 2/27) | Same |
| SB | None | None |
| 2B | 2 (UConn; 2/29) | Same |
| HR | 1 (Cal; 3/21) | None |
| Hit Streak | 2 games | Same |

#16 Nick Cadena, OF (Glendale, Ariz.)

| Category | 2004 Best | Career Best (last) |
|------------|---------------------|-------------------------|
| At Bats | 6 (UConn; 2/29) | 6 - 2x (UConn; 2/29/04) |
| Runs | 1 - 3x (TUL; 3/13) | 3 - 2x (USC; 5/19/02) |
| Hits | 3 - 2x (TUL; 3/13) | 3 - 5x (TUL; 3/13/04) |
| RBI | 1 - 3x (Cal; 3/20) | 5 (USC; 5/19/02) |
| BB | 1 (UConn; 2/28) | 1 - 7x (UConn; 2/28/04) |
| SB | 1 (FSU; 2/8) | 1 - 2x (FSU; 2/8/04) |
| 2B | None | 1 - 3x (UHH; 1/19/03) |
| HR | 1 - 2x (WASH; 3/28) | 2 - 2x (USC; 5/19/02) |
| Hit Streak | 1 game | 4 games |

#17 Ryan McKenna, OF (Elgin, Ill.)

| Category | 2004 Best | Career Best (last) |
|------------|--------------------|--------------------------|
| At Bats | 3 - 2x (Cal; 3/20) | 6 (Tenn; 5/2/01) |
| Runs | 2 (UConn; 2/27) | 3 (UCLA; 4/14/02) |
| Hits | 2 (UConn; 2/27) | 2 - 8x (UConn; 2/27/04) |
| RBI | 3 (UConn; 2/27) | 3 - 2x (UConn; 2/27/04) |
| BB | 1 - 2x | 2 - 2x (Nevada; 5/16/01) |
| SB | None | 1 - 3x (OKST; 3/10/02) |
| 2B | 1 (FSU; 2/7) | 1 - 5x (FSU; 2/7/04) |
| HR | None | 1 (UNLV; 4/1/02) |
| Hit Streak | 1 game | 4 games |



Sun Devil Baseball 2004

Position Players/Pitchers Single-Game and Career Highs

#19 Joel Bocchi, C (Phoenix, Ariz.)

| Category | 2004 Best | Career Best (last) |
|------------|---------------------|------------------------|
| At Bats | 4 - 5x (Cal; 3/21) | 5 (UHH; 1/17/03) |
| Runs | 2 - 3x (OKST; 3/17) | 2 - 3x (OKST; 3/17/04) |
| Hits | 2 - 2x (OKST; 3/17) | 4 (UHH; 1/17/03) |
| RBI | 3 (Cal; 3/21) | 3 - 4x (Cal; 3/21/04) |
| BB | 2 - 2x (ECU; 3/7) | Same |
| SB | None | 1 (UHH; 1/17/03) |
| 2B | 1 - 3x (Cal; 3/21) | 1 - 7x (Cal; 3/21) |
| HR | None | 1 - 2x (BYU; 2/8/03) |
| Hit Streak | 4 games | 4 games |

#20 Nick Walsh, 2B/UTL (Alamo, Calif.)

| Category | 2004 Best | Career Best (last) |
|------------|----------------------|-----------------------|
| At Bats | 4 - 4x (WASH; 3/27) | 6 - 2x (OSU; 5/14/03) |
| Runs | 2 - 2x (UConn; 2/28) | 5 (WSU; 4/27/03) |
| Hits | 2 - 3x (WASH; 3/27) | 6 (WSU; 4/27/03) |
| RBI | 3 (ECU; 3/7) | 7 (WSU; 4/27/03) |
| BB | 1 - 5x (Cal; 3/20) | 4 (UCLA; 5/19/01) |
| SB | None | 1 - 9x (UNLV; 6/1/03) |
| 2B | 1 - 3x (OKST; 3/17) | 3 (WSU; 4/27/03) |
| HR | None | 1 (WSU; 4/13/01) |
| Hit Streak | 5 games | 8 games |

#27 Taylor Holiday, UTL (Laguna Niguel, Calif.)

| Category | 2004 Best | Career Best (last) |
|------------|-----------|--------------------|
| At Bats | --- | None |
| Runs | --- | None |
| Hits | --- | None |
| RBI | --- | None |
| BB | --- | None |
| SB | --- | None |
| 2B | --- | None |
| HR | --- | None |
| Hit Streak | --- | None |

#32 Chris Cook, 1B (Mesa, Ariz.)

| Category | 2004 Best | Career Best (last) |
|------------|---------------------|--------------------|
| At Bats | 4 - 4x (Cal; 3/21) | Same |
| Runs | 2 - 2x (OKST; 3/17) | Same |
| Hits | 4 (UConn; 2/27) | Same |
| RBI | 4 (UConn; 2/27) | Same |
| BB | 1 (OKST; 3/17) | None |
| SB | 1 (UConn; 2/29) | Same |
| 2B | 2 (UConn; 2/27) | Same |
| HR | 1 - 2x (Cal; 3/20) | Same |
| Hit Streak | 3 games | Same |

#37 Zechry Zinicola, DH (San Bernadino, Calif.)

| Category | 2004 Best | Career Best (last) |
|------------|---------------------|--------------------|
| At Bats | 4 - 3x (WASH; 3/27) | Same |
| Runs | 2 (UConn; 2/29) | Same |
| Hits | 2 - 2x (OKST; 3/16) | Same |
| RBI | 3 (UConn; 2/29) | Same |
| BB | 2 (Arizona; 2/24) | Same |
| SB | None | None |
| 2B | 1 - 2x (Cal; 3/20) | None |
| HR | 1 - 2x (ECU; 3/5) | Same |
| Hit Streak | 3 games | Same |

#39 Tuffy Gosewisch, C (Scottsdale, Ariz.)

| Category | 2004 Best | Career Best (last) |
|------------|----------------------|-------------------------|
| At Bats | 5 (FSU; 2/7) | 5 - 4x (FSU; 2/7/04) |
| Runs | 3 (UConn; 2/29) | Same |
| Hits | 3 - 2x (ECU; 3/7) | 3 - 4x (ECU; 3/7/04) |
| RBI | 2 - 5x (Cal; 3/19) | 3 - 3x (OSU; 5/14/03) |
| BB | 2 - 2x (UConn; 2/29) | 2 - 5x (UConn; 2/29/04) |
| SB | None | 1 - 2x (OKLA; 4/30/03) |
| 2B | 2 (FSU; 2/6) | 2 - 2x (FSU; 2/6/04) |
| HR | 1 (ECU; 3/5) | 1 - 3x (ECU; 3/5/04) |
| Hit Streak | 6 games | 8 games |

#21 Quentin Andes, RHP (Albuquerque, N.M.)

| Category | 2004 Best | Career Best (last) |
|--------------|-----------------------|--------------------|
| Innings | 3.0 - 2x (WASH; 3/27) | Same |
| Runs Allowed | 2 - 2x (WASH; 3/28) | Same |
| ER Allowed | 2 - 2x (WASH; 3/28) | Same |
| K's | 4 (FSU; 2/8) | Same |
| BB | 3 (UConn; 2/27) | Same |
| Hits Allowed | 3 (Cal; 3/19) | Same |
| WP | None | None |
| HBP | 1 - 2x (WASH; 3/28) | None |
| Pitches | 44 (FSU; 2/8) | Same |

#26 Pat Cassa, LHP (Cypress, Calif.)

| Category | 2004 Best | Career Best (last) |
|--------------|----------------------|--------------------|
| Innings | 6.0 (Memphis; 2/21) | Same |
| Runs Allowed | 3 - 3x (Cal; 3/20) | Same |
| ER Allowed | 3 (OKLA; 2/15) | Same |
| K's | 9 (Memphis; 2/21) | Same |
| BB | 3 (UConn; 2/28) | Same |
| Hits Allowed | 5 - 2x (UConn; 2/28) | Same |
| WP | None | None |
| HBP | None | None |
| Pitches | 91 (Memphis; 2/21) | Same |

#34 Jason Urquidez, RHP (Simi Valley, Calif.)

| Category | 2004 Best | Career Best (last) |
|--------------|---------------------|--------------------|
| Innings | 9.0 (Rice; 2/22) | Same |
| Runs Allowed | 5 (WASH; 3/26) | Same |
| ER Allowed | 3 - 3x (WASH; 3/26) | Same |
| K's | 9 (FSU; 2/8) | Same |
| BB | 5 (TUL; 3/13) | Same |
| Hits Allowed | 6 (FSU; 2/8) | Same |
| WP | 1 (Cal; 3/20) | None |
| HBP | 1 (ECU; 3/6) | None |
| Pitches | 138 (Rice; 2/22) | Same |

#35 Jeff Mousser, RHP (Tempe, Ariz.)

| Category | 2004 Best | Career Best (last) |
|--------------|--------------------|--------------------------|
| Innings | 7.0 (FSU; 2/6) | 9.0 - 2x (UNLV; 3/20/03) |
| Runs Allowed | 5 (TUL; 3/12) | 13 - 2x (UNM; 3/13/03) |
| ER Allowed | 3 - 2x (TUL; 3/12) | 13 (UNM; 3/13/03) |
| K's | 6 (CSUN; 2/13) | 10 - 2x (AFA; 4/25/02) |
| BB | 3 (UConn; 2/27) | 5 - 2x (USC; 5/31/02) |
| Hits Allowed | 9 (TUL; 3/12) | 13 - 3x (SDSU; 5/8/03) |
| WP | 1 (LU; 2/20) | 2 (WSU; 2/27/03) |
| HBP | 2 (CSUN; 2/13) | 5 (UNM; 3/13/03) |
| Pitches | 88 (ECU; 3/5) | N/A |

*includes career at BYU (2001-03)



Sun Devil Baseball 2004

Pitchers Single-Game Career and 2004 Highs

#37 Zechry Zinicola, RHP (San Bernadino, Calif.)

| Category | 2004 Best | Career Best (last) |
|--------------|---------------------|--------------------|
| Innings | 7.0 (Cal; 3/21) | Same |
| Runs Allowed | 3 - 2x (OKST; 3/17) | Same |
| ER Allowed | 3 (OKST; 3/17) | Same |
| K's | 5 (Cal; 3/21) | Same |
| BB | 2 - 2x (OKST; 3/17) | Same |
| Hits Allowed | 6 (Cal; 3/21) | Same |
| WP | 1 - 3x (WASH; 3/28) | Same |
| HBP | 1 (ECU; 3/7) | Same |
| Pitches | 103 (Cal; 3/21) | Same |

#38 Ladd Hall, RHP (Hereford, Ariz.)

| Category | 2004 Best | Career Best (last) |
|--------------|-----------|--------------------|
| Innings | --- | None |
| Runs Allowed | --- | None |
| ER Allowed | --- | None |
| K's | --- | None |
| BB | --- | None |
| Hits Allowed | --- | None |
| WP | --- | None |
| HBP | --- | None |
| Pitches | --- | None |

#40 Pat Bresnehan, RHP (Sherborn, Mass.)

| Category | 2004 Best | Career Best (last) |
|--------------|---------------------|--------------------|
| Innings | 5.0 (Gonzaga; 2/16) | Same |
| Runs Allowed | 4 (WASH; 3/28) | Same |
| ER Allowed | 3 - 2x (WASH; 3/28) | Same |
| K's | 7 (Gonzaga; 2/16) | Same |
| BB | 4 (UConn; 2/29) | Same |
| Hits Allowed | 6 (Cal; 3/21) | Same |
| WP | 1 (UConn; 2/29) | Same |
| HBP | 1 - 3x (WASH; 3/28) | Same |
| Pitches | 81 (Gonzaga; 2/16) | Same |

#41 Josh Blake, LHP (Overland Park, Kan.)

| Category | 2004 Best | Career Best (last) |
|--------------|---------------------|--------------------|
| Innings | 4.1 (Cal; 3/20) | Same |
| Runs Allowed | 4 (UConn; 2/29) | Same |
| ER Allowed | 4 (UConn; 2/29) | Same |
| K's | 4 - 2x (Cal; 3/20) | Same |
| BB | 3 (FSU; 2/8) | Same |
| Hits Allowed | 6 (UConn; 2/29) | Same |
| WP | 1 (UConn; 2/29) | Same |
| HBP | 1 - 2x (OKST; 3/17) | Same |
| Pitches | 76 (Cal; 3/20) | Same |

#45 Erik Averill, LHP (Orange, Calif.)

| Category | 2004 Best | Career Best (last) |
|--------------|---------------------|----------------------|
| Innings | 5.0 (FSU; 2/7) | 7.1 (UHH; 1/18/03) |
| Runs Allowed | 7 (Gonzaga; 2/16) | Same |
| ER Allowed | 6 (WASH; 3/26) | Same |
| K's | 4 (TUL; 3/12) | 8 (CSF; 6/6/03) |
| BB | 3 (FSU; 2/7) | 3 - 2x (FSU; 2/7/04) |
| Hits Allowed | 8 (WASH; 3/26) | 10 (CAL; 4/11/03) |
| WP | 1 (ECU; 3/5) | 1 (WASH; 5/17/03) |
| HBP | 1 - 3x (WASH; 3/26) | 4 (USC; 3/29/03) |
| Pitches | 90 (FSU; 2/7) | 110 (Cal; 4/11/03) |

#47 Ty Marotz, RHP (Crystal Lake, Ill.)

| Category | 2004 Best | Career Best (last) |
|--------------|---------------------|--------------------|
| Innings | 3.0 (OKST; 3/17) | Same |
| Runs Allowed | 3 (UConn; 2/29) | Same |
| ER Allowed | 2 (UConn; 2/29) | Same |
| K's | 3 (Utah; 2/14) | Same |
| BB | 1 - 4x (Cal; 3/20) | Same |
| Hits Allowed | 3 - 2x (OKST; 3/17) | Same |
| WP | 1 (OKST; 3/17) | Same |
| HBP | None | None |
| Pitches | 54 (OKST; 3/17) | Same |

#49 Brett Bordes, LHP (Mesa, Ariz.)

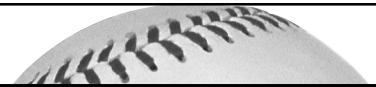
| Category | 2004 Best | Career Best (last) |
|--------------|-----------------------|---------------------------|
| Innings | 6.0 - 2x (WASH; 3/27) | Same |
| Runs Allowed | 6 (FSU; 2/7) | Same |
| ER Allowed | 6 (FSU; 2/7) | Same |
| K's | 10 (Arizona; 2/24) | Same |
| BB | 5 (WASH; 3/27) | Same |
| Hits Allowed | 6 (Cal; 3/20) | Same |
| WP | 1 (WASH; 3/27) | 1 - 2x (WASH; 3/27/04) |
| HBP | 2 (Cal; 3/20) | 1 - 2x (Arizona; 2/24/04) |
| Pitches | 106 (WASH; 3/27) | Same |

#50 Travis Webb, LHP (Spokane, Wash.)

| Category | 2004 Best | Career Best (last) |
|--------------|-----------------------|--------------------|
| Innings | 1.0 - 2x (OKST; 3/17) | Same |
| Runs Allowed | 8 (Cal; 3/20) | Same |
| ER Allowed | 1 - 2x (Cal; 3/20) | Same |
| K's | 2 (UConn; 2/27) | Same |
| BB | 3 (UConn; 2/27) | Same |
| Hits Allowed | 8 (Cal; 3/20) | Same |
| WP | None | None |
| HBP | None | None |
| Pitches | 40 (Cal; 3/20) | Same |



Sun Devil Baseball 2004



Last Time it Happened in Sun Devil Baseball...

(Through 28 Games of 2004 Season)

Hitting Categories:

A SUN DEVIL HIT A GRAND SLAM: Dustin Pedroia, Feb. 28, 2004 vs. UConn (Packard Stadium)
HIT A WALK-OFF HOME RUN: Jeremy West, April 26, 2003 vs. Washington State (2-Run HR in 10th inning)
A SUN DEVIL LED OFF A GAME WITH A HR: Dustin Pedroia, Mar. 13, 2004 vs. #11 Tulane (1-1 count at Packard Stadium)
A SUN DEVIL HIT FOR THE CYCLE: Travis Buck, March 7, 2003 vs. Southern Utah (19-0 win)
THE DEVILS HIT FOR THE CYCLE TO OPEN A GAME: April 27, 2003 vs. Washington State in first inning (HR/2B/1B/3B)
THE DEVILS HIT BACK-TO-BACK HOME RUNS: Steve Garrabrants and Andre Ethier, May 25, 2003 vs. Arizona (7th Inning)
A SUN DEVIL HIT TWO HOME RUNS IN ONE GAME: Andre Ethier, May 15, 2003 vs. Arizona
A SUN DEVIL HIT THREE HOME RUNS IN A GAME: Jeremy West, April 27, 2003 vs. Washington State
A SUN DEVIL HAD 5 HITS IN A GAME: Travis Buck, Feb. 29, 2004 vs. Connecticut (5-for-5, 8 RBI, HR, 2B)
A SUN DEVIL HAD 6 HITS IN A GAME: Nick Walsh, April 27, 2003 vs. Washington State (6-for-6, 7 RBI, 3 2B)
A SUN DEVIL HAD 7 HITS IN A GAME: Jerry Mantlo, Feb. 6, 1972, vs. Michigan
A SUN DEVIL HAD 3 DOUBLES IN A GAME: Dustin Pedroia, Feb. 16, 2004 vs. Gonzaga
A SUN DEVIL HAD 4 DOUBLES IN A GAME: Travis Buck, Feb. 28 vs. Connecticut (16-5 victory)
A SUN DEVIL HIT 2 TRIPLES IN A GAME: Mel Stocker, May 13, 2000, vs. Washington (Packard Stadium)
A SUN DEVIL HAD 7 RBI IN A GAME: Nick Walsh, April 27, 2003 vs. Washington State
A SUN DEVIL HAD 8 RBI IN A GAME: Travis Buck, Feb. 29, 2004 vs. UConn (5-for-5, HR, 2B)
A SUN DEVIL HAD 9 RBI IN A GAME: Jeremy West, April 27, 2003 vs. Washington State
A SUN DEVIL STOLE 4 BASES IN A GAME: Mel Stocker, Feb. 1, 2001, vs. Southern Utah (Packard Stadium)
A SUN DEVIL STRAIGHT STEAL OF HOME: Colin Curtis, Feb. 20, 2004 vs. Lamar (Reckling Park, Houston, Texas, 8th inning)
A SUN DEVIL STRUCK OUT FOUR OR MORE TIMES IN A GAME: Casey Myers, April 29, 2000, at USC (Dedeaux Field)
A SUN DEVIL WALKED FOUR TIMES IN A GAME: Jeremy West, March 15, 2003 vs. Oklahoma (3 intentional)
A SUN DEVIL HITTER STRANDED SIX RUNNERS ON BASE: Andre Ethier (6), February 17, 2003 vs. Gonzaga
A SUN DEVIL RECORDED 13 TOTAL BASES: Jeremy West (14), April 27, 2003 vs. Washington State (3 HR, 2 1B)
A SUN DEVIL HAD TWO SAC BUNTS IN A GAME: Mike Lopez, May 12, 2001 at Washington (11-6 win in 10 innings)
A SUN DEVIL SCORED FIVE RUNS IN A GAME: Nick Walsh, April 27, 2003 vs. Washington State
A SUN DEVIL WAS HIT BY PITCHES TWO OR MORE TIMES: Travis Buck (2), April 25, 2003 vs. Washington State
AN OPPONENT HIT TWO HOME RUNS IN ONE GAME: Brian Horwitz (California), March 21, 2004 at Packard Stadium

Pitching Categories:

A SUN DEVIL PITCHER THREW A NO-HITTER: Kevin Rawitzer, March 2, 1993, vs. Southern Utah (ASU 7, SUU 0)
A SUN DEVIL PITCHER THREW A PERFECT GAME: Eddie Bane, March 2, 1973, vs. Cal State Northridge (ASU 9, CSUN 0)
A SUN DEVIL PITCHER THREW A ONE-HITTER: Drew Friedberg, Jan. 24, 1999, vs. Hawaii-Hilo (ASU 10, Hilo 0)
A SUN DEVIL PITCHER THREW A TWO-HITTER: Will Waldrip, Jan. 23, 1999, vs. Hawaii-Hilo (ASU 3, Hilo 0)
ARIZONA STATE WAS NO-HIT: Phil Keller (Stanford), March 23, 1970 (Stanford 1, ASU 0)
ARIZONA STATE WAS ONE-HIT: Alan Dunn/Tim Meacham (Alabama), June 10, 1983 (Alabama 6, ASU 0)
A SUN DEVIL PITCHER THREW A COMPLETE GAME: Jason Urquidez, Feb. 22, 2004 (3-1 win over #1 Rice)
A SUN DEVIL PITCHER THREW BACK-TO-BACK COMPLETE GAMES: Robbie McClellan (3/2, 3/8, 2002)
AN OPPOSING PITCHER THREW A COMPLETE GAME: Mark Romanczuk (Stanford), March 24, 2003 (4-2 Stanford Win)
THE SUN DEVILS SHUT OUT AN OPPONENT (1 OR MORE PITCHERS): Arizona, Feb. 24, 2004 (3 times in 2004)
THE SUN DEVILS WERE SHUT OUT: Oklahoma (David Purcey/Jarod McAuliff), Feb. 15, 2004 (Oklahoma 6, ASU 0) -
A SUN DEVIL STRUCK OUT 10 OR MORE BATTERS IN A GAME: Brett Bordes (10), Feb. 24, 2004 vs. #16 Arizona
A SUN DEVIL STRUCK OUT 15 OR MORE BATTERS IN A GAME: Mike Esposito (17), March 29, 2002 vs. UW
AN OPPOSING PITCHER STRUCK OUT 10 OR MORE SUN DEVILS: Rik Currier, USC, (11), April 28, 2000
THE SUN DEVIL PITCHING STAFF DID NOT WALK A BATTER: Grand Canyon, April 7, 2003 at Packard Stadium
A SUN DEVIL PITCHER RECORDED 10 WINS IN A SEASON: Beau Vaughan (2003) -- 10-6
A SUN DEVIL PITCHER HIT THREE BATTERS IN A GAME: Erik Averill (4), March 29, 2003 at USC (Dedeaux Field)

Fielding Categories:

THE SUN DEVILS HAD NO ERRORS IN A GAME: Mar. 27 vs. Washington (9-4 win at Packard Stadium) - 7 times in 2004.
THE SUN DEVILS COMMITTED FIVE ERRORS IN A GAME: April 17, 2001 at New Mexico State (19-16 loss)
A SUN DEVIL COMMITTED THREE OR MORE ERRORS IN A GAME: Joel Bocchi, Mar. 29, 2002 vs. Washington (3)
A SUN DEVIL HAD 15 OR MORE PUTOUTS IN A GAME: Tuffy Gosewisch (16), Feb. 8, 2004 vs. Florida State
A SUN DEVIL HAD 20 OR MORE PUTOUTS IN A GAME: Jeff Phelps (21), March 6, 1999, vs. Stanford
A SUN DEVIL HAD EIGHT OR MORE ASSISTS IN A GAME: Dennis Wyrick (SS), Feb. 6, 2000, vs. Florida State
THE SUN DEVILS TURNED FIVE DOUBLE PLAYS IN A GAME: May 7, 1999, vs. Washington (Husky Ballpark)

Scoring and Misc. Categories:

THE SUN DEVILS RECORDED 20 OR MORE HITS: 21, Feb. 27, 2004 vs. UConn (18-2 win at Packard Stadium)
THE SUN DEVILS RECORDED 20 HITS IN BACK-TO-BACK GAMES: WSU/UCLA, April 17, 25, 2003 (21 and 21)
THE SUN DEVILS SCORED 20 OR MORE RUNS: 25, April 27, 2003 vs. Washington State (25-0 win at Packard Stadium)
THE SUN DEVILS SCORED 30 OR MORE RUNS: 32, March 4, 2000, vs. Arizona (Packard Stadium)
THE SUN DEVILS SCORED 10 OR MORE RUNS IN AN INNING: (12 - 9th) New Mexico State, May 31, 2003 (15-0 win)
THE SUN DEVILS LEFT 15 OR MORE RUNNERS ON BASE: Florida State (15) -- 12-6 win at Packard Stadium.
ASU SWEEP A THREE-GAME PAC-10 SERIES: Arizona; May 23-25, 2003 (5-2, 16-0, 15-2)
ASU WAS SWEEP IN A PAC-10 SERIES: at UCLA, April 16-18, 1999 (11-10 L, 9-3 L, 8-6 L)
ASU WAS SWEEP IN A PAC-10 SERIES AT HOME: vs. USC, March 27-29, 1997 at Packard Stadium (12-7 L, 15-4 L, 11-7 L)
THE SUN DEVILS PLAYED BACK-TO-BACK EXTRA-INNING GAMES: March 22-23, 2003 vs. Stanford at Packard Stadium

